

COURT SERVICES CASELOAD DATA

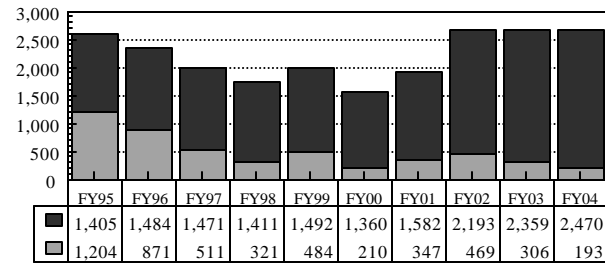
Table 19. Court Services Activities - FY2004

SERVICE CATEGORIES	FIRST CIRCUIT	SECOND CIRCUIT	THIRD CIRCUIT	FOURTH CIRCUIT	FIFTH CIRCUIT	SIXTH CIRCUIT	SEVENTH CIRCUIT	STATE TOTALS
Juvenile Service:								
PHSCS	103	46	123	40	25	107	128	572
Placed on 90-Day Diversion Services	298	336	248	11	180	236	0	1,309
Active Cases at End of FY	89	78	85	1	37	53	0	343
Placed on Probation	378	781	324	176	378	140	882	3,059
On Probation at End of FY	292	480	195	204	303	118	548	2,140
Restitution Received	\$43,398	\$60,750	\$45,036	\$28,517	\$43,851	\$16,776	\$82,858	\$321,188
Case Services Monitoring:								
Placed in Program During FY	11	447	15	2	7	24	0	506
Active Cases at End of FY	7	177	12	2	8	14	1	221
Interstate Compact Cases-In	1	6	7	4	1	2	6	27
Interstate Compact Cases-Out	6	1	1	7	2	0	1	18
Adult Service, Misdemeanor:								
PSI Reports	43	28	20	12	9	6	75	193
Placed on Probation	36	9	38	21	14	19	38	175
On Probation at End of FY	37	75	33	35	16	23	66	285
Restitution Received	\$153,574	\$232,993	\$154,170	\$92,339	\$217,843	\$56,922	\$120,671	\$1,028,513
Adult Service, Felony:								
PSI Reports	450	455	434	271	75	160	625	2,470
Placed on Probation	250	258	158	202	197	78	296	1,439
On Probation at End of FY	531	580	310	398	324	168	735	3,046
Restitution Received	\$289,059	\$344,881	\$261,013	\$180,994	\$270,322	\$89,834	\$346,732	\$1,782,835
Case Services Monitoring								
Placed in Program	28	469	279	1	523	6	8	1,314
Active Cases at End of FY	38	570	228	1	195	53	14	1,099
Adult Interstate Compact Caseload								
Placed on Probation - Out	13	37	4	124	4	28	44	254
Placed on Probation - In	10	47	2	131	6	30	47	273
On Probation at End of FY	215	136	100	152	74	63	121	861

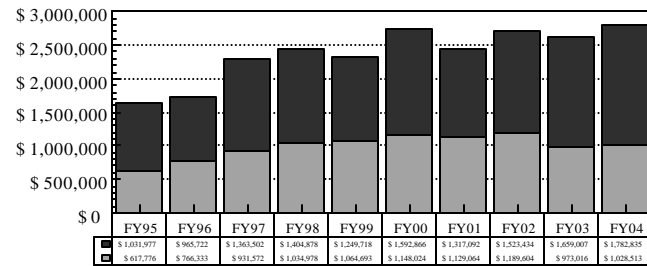
Chart 21. Court Services Workload

Adult Services

PSI Reports

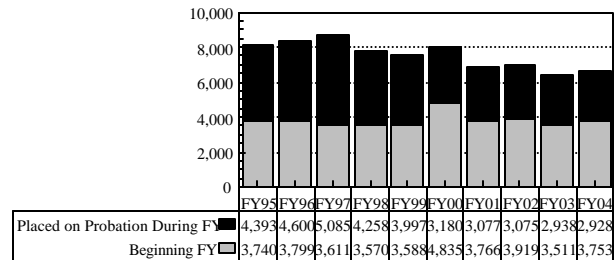


Restitution Received



Adult Service, Felony
 Adult Service, Misdemeanor

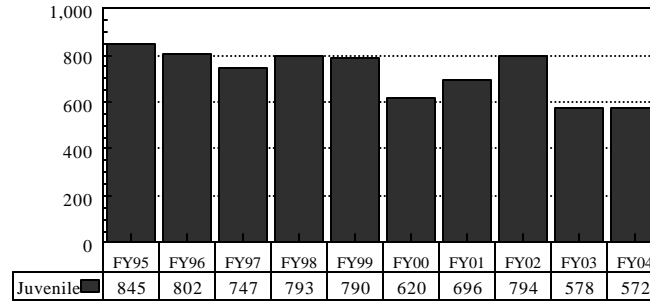
Total Adult Caseload *



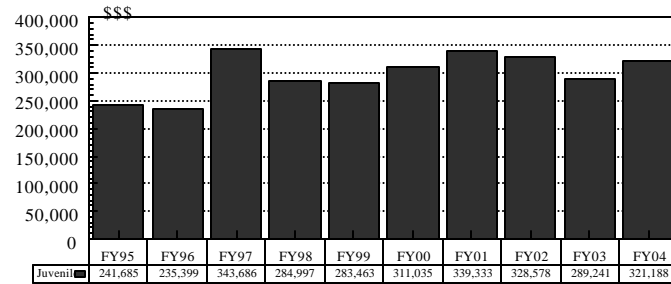
* Includes Case Services Monitoring

**Chart 22. Court Services Workload
Juvenile Services**

PHSCS



Restitution Received



Total Juvenile Caseload

