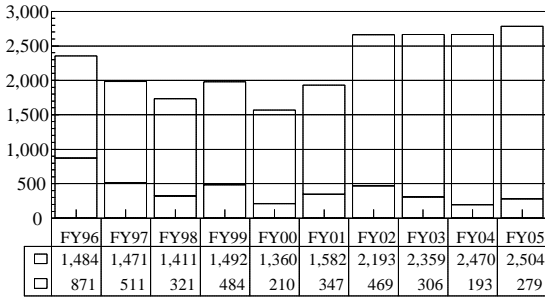


**Table 19. Court Services Activities - FY2005**

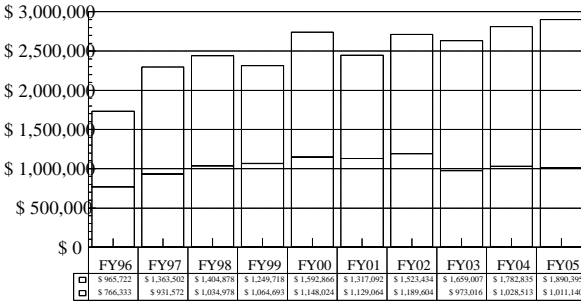
<b>SERVICE CATEGORIES</b>	<b>FIRST CIRCUIT</b>	<b>SECOND CIRCUIT</b>	<b>THIRD CIRCUIT</b>	<b>FOURTH CIRCUIT</b>	<b>FIFTH CIRCUIT</b>	<b>SIXTH CIRCUIT</b>	<b>SEVENTH CIRCUIT</b>	<b>STATE TOTALS</b>
<b>Juvenile Service:</b>								
PHSCS	104	160	112	34	57	95	164	726
Placed on 90-Day Diversion Services	293	361	252	11	132	103	0	1,152
Active Cases at End of FY	237	409	181	179	275	103	467	1,851
Placed on Probation	369	757	351	154	326	90	848	2,895
On Probation at End of FY	250	435	174	160	221	74	525	1,839
Restitution Received	\$36,755	\$84,327	\$52,990	\$23,026	\$37,935	\$20,307	\$59,938	\$315,278
<b>Case Services Monitoring:</b>								
Placed in Program During FY	14	407	5	0	2	32	1	461
Active Cases at End of FY	12	187	7	0	2	17	0	225
Interstate Compact Cases-In	5	3	2	2	0	0	4	16
Interstate Compact Cases-Out	8	4	1	6	3	0	3	25
<b>Adult Service, Misdemeanor:</b>								
PSI Reports	58	35	18	12	4	14	138	279
Placed on Probation	17	5	18	22	3	15	30	110
On Probation at End of FY	29	47	23	30	9	17	70	225
Restitution Received	\$131,012	\$287,622	\$134,693	\$54,682	\$211,436	\$63,851	\$127,843	\$1,011,140
<b>Adult Service, Felony:</b>								
PSI Reports	418	605	389	281	71	166	574	2,504
Placed on Probation	198	285	172	193	207	104	368	1,527
On Probation at End of FY	536	630	308	387	353	190	791	3,195
Restitution Received	\$352,457	\$362,016	\$224,287	\$172,305	\$250,975	\$154,609	\$373,746	\$1,890,395
<b>Case Services Monitoring</b>								
Placed in Program	20	526	266	0	503	2	10	1,327
Active Cases at End of FY	35	477	202	1	383	35	17	1,150
<b>Adult Interstate Compact Caseload</b>								
Placed on Probation - Out	201	27	34	100	27	38	46	473
Placed on Probation - In	38	79	61	34	33	21	80	346
On Probation at End of FY	239	106	95	134	60	59	126	819

## Chart 21. Court Services Workload Adult Services

### PSI Reports

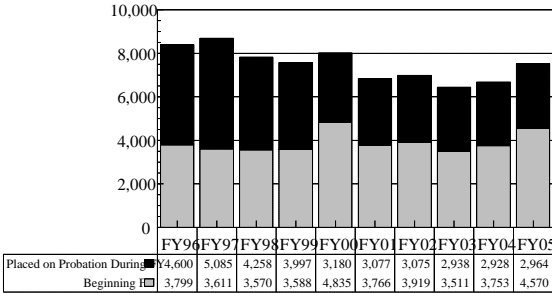


### Restitution Received



Adult Service, Felony
  Adult Service, Misdemeanor


### Total Adult Caseload \*




\* Includes Case Services Monitoring

**Chart 22. Court Services Workload  
Juvenile Services**

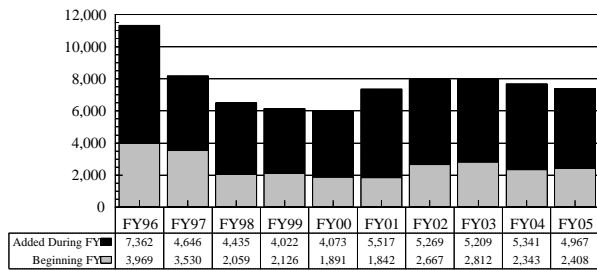
**PHSCS**



**Restitution Received**



**Total Juvenile Caseload \***



\* Includes Case Services Monitoring