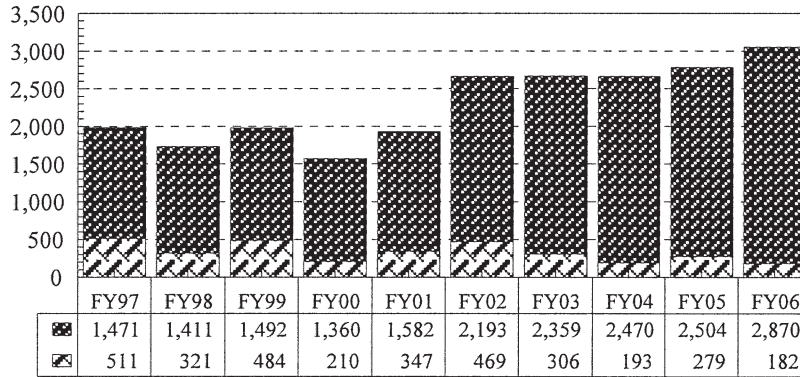


**Table 19. Court Services Activities - FY2006**

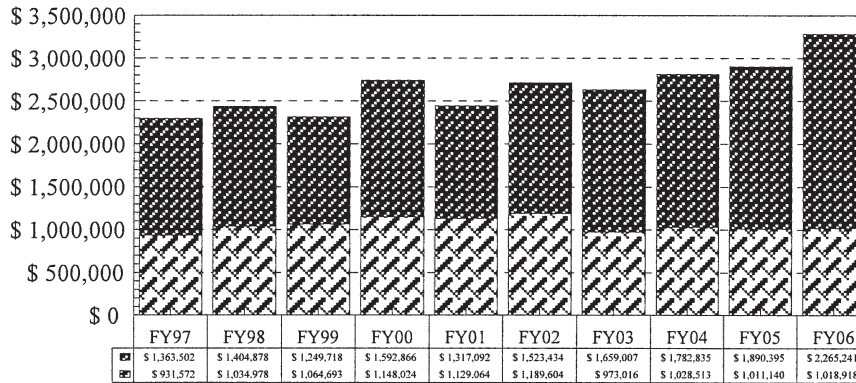
<b>SERVICE CATEGORIES</b>	<b>FIRST CIRCUIT</b>	<b>SECOND CIRCUIT</b>	<b>THIRD CIRCUIT</b>	<b>FOURTH CIRCUIT</b>	<b>FIFTH CIRCUIT</b>	<b>SIXTH CIRCUIT</b>	<b>SEVENTH CIRCUIT</b>	<b>STATE TOTALS</b>
<b>Juvenile Service:</b>								
PHSCS	91	142	85	33	58	92	92	593
Placed on 90-Day Diversion Services	242	328	227	7	80	86	0	970
Active Cases at End of FY	259	367	159	132	215	75	467	1,674
Placed on Probation	323	779	317	143	375	99	687	2,723
On Probation at End of FY	226	497	173	158	279	81	464	1,878
Restitution Received	\$28,615	\$77,452	\$41,926	\$27,207	\$34,941	\$17,716	\$37,464	\$265,321
<b>Case Services Monitoring:</b>								
Placed in Program During FY	5	407	14	0	0	42	0	468
Active Cases at End of FY	8	224	8	0	0	22	0	262
Interstate Compact Cases-In	4	7	1	3	3	0	10	28
Interstate Compact Cases-Out	4	2	1	4	2	2	1	16
<b>Adult Service, Misdemeanor:</b>								
PSI Reports	33	32	20	14	4	11	68	182
Placed on Probation	25	11	19	27	5	5	198	290
On Probation at End of FY	34	4	8	22	39	6	7	254
Restitution Received	\$142,333	\$273,757	\$139,666	\$46,212	\$222,382	\$58,902	\$135,667	\$1,018,919
<b>Adult Service, Felony:</b>								
PSI Reports	459	567	409	336	77	193	829	2,870
Placed on Probation	230	274	139	213	205	93	555	1,709
On Probation at End of FY	560	657	282	413	362	195	977	3,446
Restitution Received	\$351,836	\$385,844	\$477,024	\$198,085	\$261,688	\$147,029	\$443,736	\$2,265,242
<b>Case Services Monitoring</b>								
Placed in Program	13	432	320	0	514	6	20	1,305
Active Cases at End of FY	28	487	268	1	354	31	21	1,190
<b>Adult Interstate Compact Caseload</b>								
Placed on Probation - Out	201	28	33	106	31	37	68	504
Placed on Probation - In	53	95	58	41	29	15	77	368
On Probation at End of FY	254	123	91	147	60	52	145	872

## Chart 21. Court Services Workload Adult Services

### PSI Reports

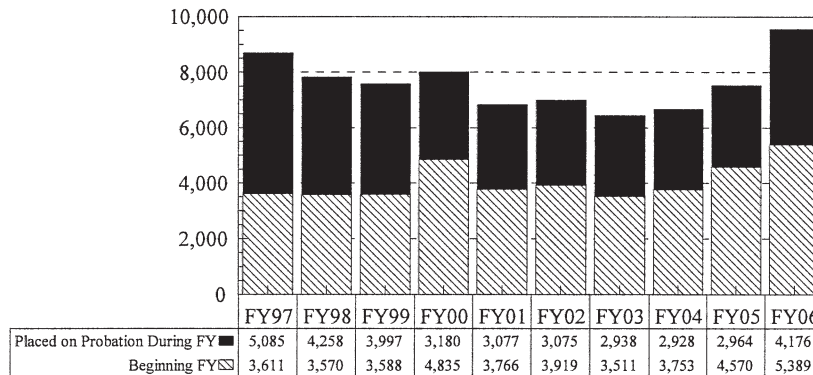


### Restitution Received



Adult Service, Felony
  Adult Service, Misdemeanor

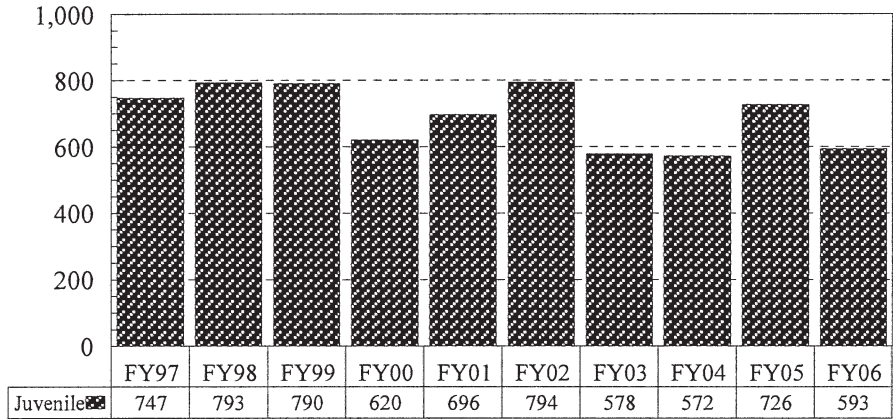
### Total Adult Caseload \*



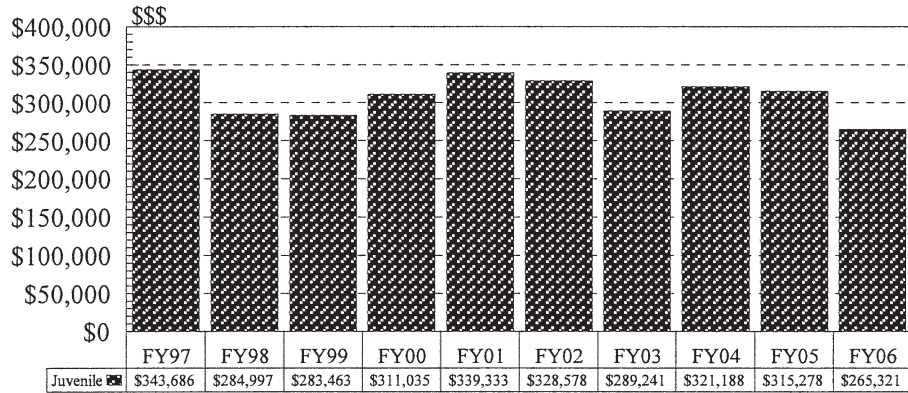
\* Includes Case Services Monitoring

## Chart 22. Court Services Workload Juvenile Services

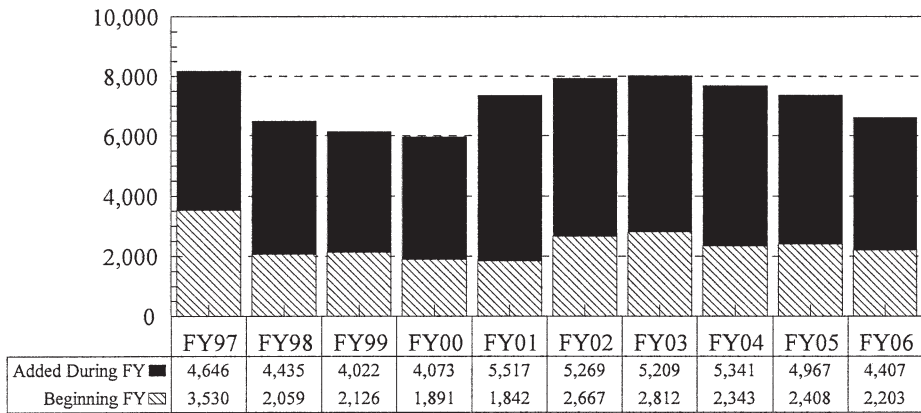
### PHSCS



### Restitution Received



### Total Juvenile Caseload \*



\* Includes Case Services Monitoring

NOTES

NOTES

NOTES