

# **COURT SERVICES CASELOAD DATA**

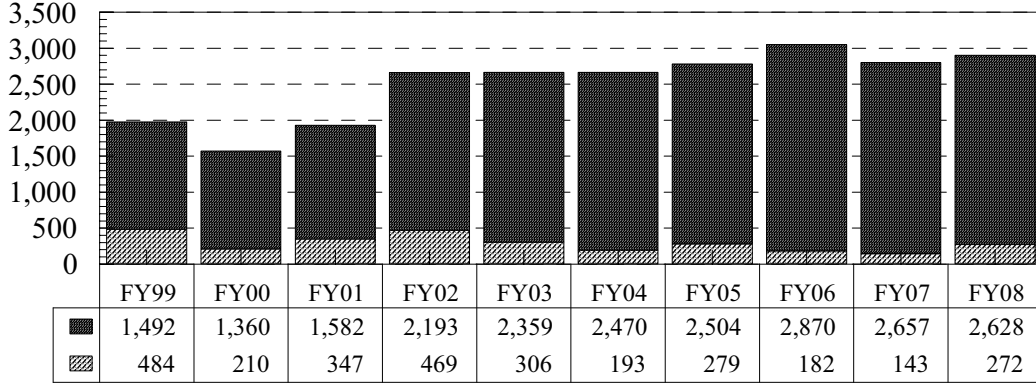
**Table 21. Court Services Activities - FY2008**

| <b>SERVICE CATEGORIES</b>                           | <b>FIRST<br/>CIRCUIT</b> | <b>SECOND<br/>CIRCUIT</b> | <b>THIRD<br/>CIRCUIT</b> | <b>FOURTH<br/>CIRCUIT</b> | <b>FIFTH<br/>CIRCUIT</b> | <b>SIXTH<br/>CIRCUIT</b> | <b>SEVENTH<br/>CIRCUIT</b> | <b>STATE<br/>TOTALS</b> |
|---|--------------------------|---------------------------|--------------------------|---------------------------|--------------------------|--------------------------|----------------------------|-------------------------|
| <b>Juvenile Service:</b>                            |                          |                           |                          |                           |                          |                          |                            |                         |
| PHSCS   | 94                       | 109                       | 115                      | 46                        | 37                       | 147                      | 154                        | 702                     |
| Placed on 90-Day Diversion Services                 | 199                      | 317                       | 168                      | 23                        | 28                       | 69                       | 47                         | 851                     |
| Active Cases at Beginning of FY                     | 266                      | 350                       | 169                      | 150                       | 288                      | 129                      | 486                        | 1,838                   |
| Placed on Probation                                 | 355                      | 629                       | 341                      | 128                       | 342                      | 240                      | 1061                       | 3,096                   |
| Active Cases at End of FY                           | 268                      | 533                       | 184                      | 137                       | 277                      | 192                      | 519                        | 2,110                   |
| Restitution Received                                | \$30,155                 | \$76,958                  | \$48,154                 | \$19,559                  | \$36,638                 | \$12,190                 | \$36,625                   | \$260,279               |
| <b>Case Services Monitoring:</b>                    |                          |                           |                          |                           |                          |                          |                            |                         |
| Placed in Program During FY                         | 2                        | 378                       | 9                        | 0                         | 2                        | 4                        | 4                          | 399                     |
| Active Cases at End of FY                           | 4                        | 217                       | 6                        | 0                         | 0                        | 5                        | 4                          | 236                     |
| Interstate Compact Cases-In                         | 0                        | 3                         | 2                        | 2                         | 6                        | 2                        | 4                          | 19                      |
| Interstate Compact Cases-Out                        | 4                        | 2                         | 0                        | 2                         | 3                        | 2                        | 4                          | 17                      |
| <b>Intensive Probation:</b>                         |                          |                           |                          |                           |                          |                          |                            |                         |
| Active Cases At Beginning of FY                     | 35                       | 17                        | 6                        | 5                         | 27                       | N/A                      | 17                         | 107                     |
| Placed In Program During FY                         | 62                       | 24                        | 8                        | 6                         | 47                       | N/A                      | 40                         | 187                     |
| Successfully Completed Program                      | 34                       | 7                         | 6                        | 5                         | 31                       | N/A                      | 13                         | 96                      |
| Failed Program and Sent to DOC                      | 26                       | 17                        | 0                        | 0                         | 12                       | N/A                      | 23                         | 78                      |
| Failed Program (Other)                              | 0                        | 0                         | 1                        | 0                         | 1                        | N/A                      | 3                          | 5                       |
| Active Cases at End of FY                           | 37                       | 17                        | 7                        | 6                         | 30                       | N/A                      | 18                         | 115                     |
| <b>Adult Service, Misdemeanor:</b>                  |                          |                           |                          |                           |                          |                          |                            |                         |
| PSI Reports   | 35                       | 30                        | 23                       | 25                        | 3                        | 21                       | 135                        | 272                     |
| Placed on Probation                                 | 36                       | 5                         | 20                       | 13                        | 4                        | 5                        | 588                        | 671                     |
| On Probation at End of FY                           | 45                       | 27                        | 16                       | 22                        | 5                        | 10                       | 624                        | 749                     |
| Restitution Received                                | \$173,886                | \$231,783                 | \$183,699                | \$106,340                 | \$249,682                | \$55,879                 | \$205,935                  | \$1,207,203             |
| <b>Adult Service, Felony:</b>                       |                          |                           |                          |                           |                          |                          |                            |                         |
| PSI Reports   | 335                      | 472                       | 294                      | 259                       | 79                       | 178                      | 1011                       | 2,628                   |
| Placed on Probation                                 | 191                      | 329                       | 151                      | 166                       | 184                      | 97                       | 462                        | 1,580                   |
| On Probation at End of FY                           | 578                      | 714                       | 278                      | 362                       | 366                      | 219                      | 1112                       | 3,629                   |
| Restitution Received                                | \$214,568                | \$450,627                 | \$252,584                | \$264,956                 | \$313,411                | #####                    | \$420,337                  | \$2,073,779             |
| <b>Adult Service, Drug Court:</b>                   |                          |                           |                          |                           |                          |                          |                            |                         |
| Drug Court Participants                             | N/A                      | N/A                       | N/A                      | 9                         | N/A                      | N/A                      | N/A                        | 9                       |
| Drug Court Sessions                                 | N/A                      | N/A                       | N/A                      | 41                        | N/A                      | N/A                      | N/A                        | 41                      |
| <b>Case Services Monitoring Program (F&amp;M):</b>  |                          |                           |                          |                           |                          |                          |                            |                         |
| Placed in Program                                   | 60                       | 414                       | 343                      | 0                         | 585                      | 8                        | 171                        | 1,581                   |
| Active Cases at End of FY                           | 60                       | 509                       | 217                      | 1                         | 250                      | 14                       | 178                        | 1,229                   |
| <b>Adult Interstate Compact Caseload (F&amp;M):</b> |                          |                           |                          |                           |                          |                          |                            |                         |
| Total Placed on Probation - In & Out                | 69                       | 51                        | 37                       | 68                        | 33                       | 13                       | 58                         | 329                     |
| On Probation at End of FY                           | 226                      | 122                       | 79                       | 140                       | 78                       | 47                       | 159                        | 851                     |

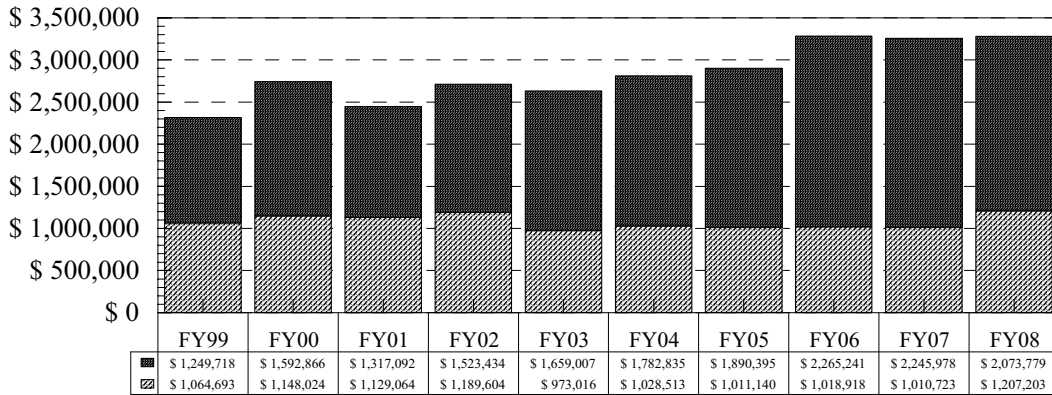
# Chart 21. Court Services Workload

## Adult Services

### PSI Reports

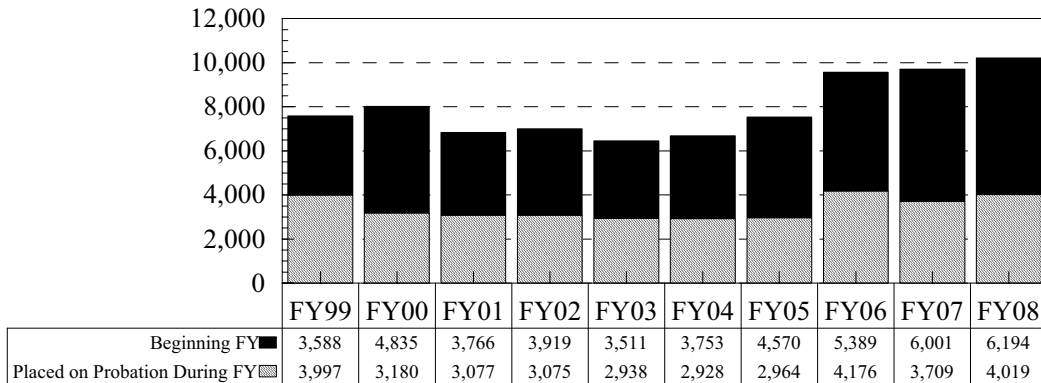


### Restitution Received



**Adult Service, Felony**
 **Adult Service, Misdemeanor**

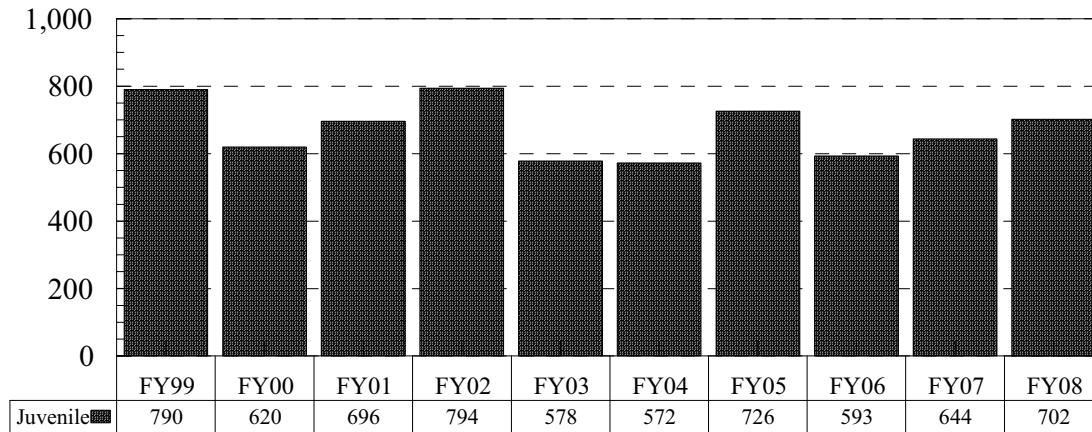
### Total Adult Caseload \*



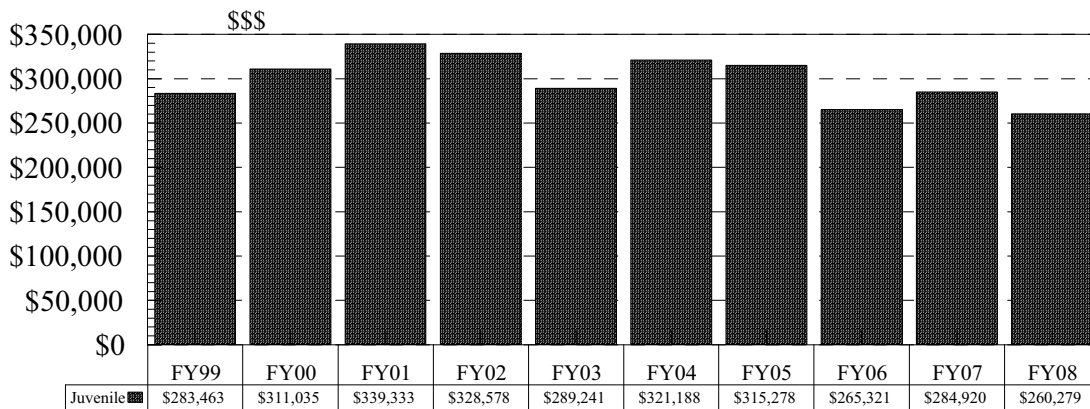
\* Includes Case Services Monitoring

## Chart 22. Court Services Workload Juvenile Services

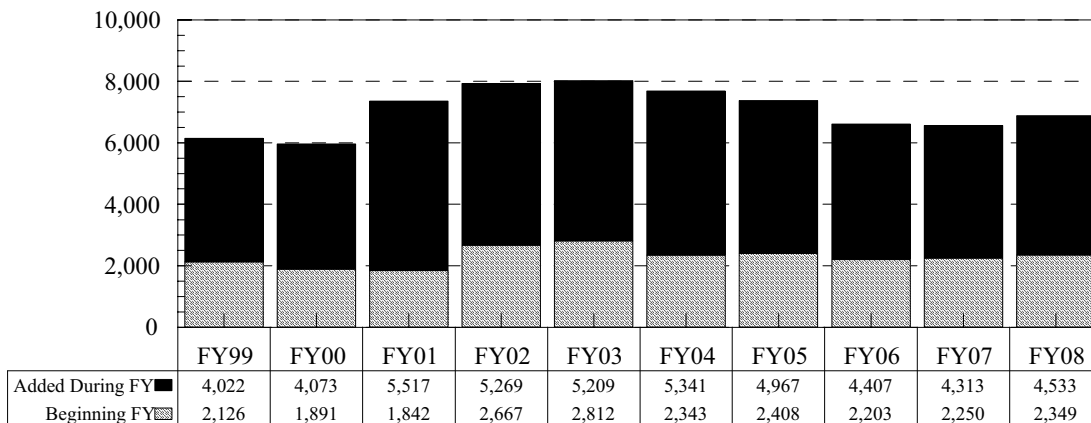
### PHSCS



### Restitution Received



### Total Juvenile Caseload \*



\* Includes Case Services Monitoring

NOTES