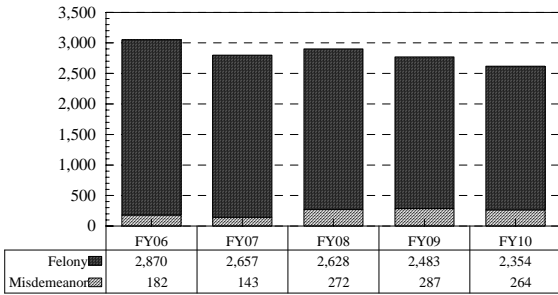


Table 18. Court Services Activities - FY2010

SERVICE CATEGORIES	FIRST CIRCUIT	SECOND CIRCUIT	THIRD CIRCUIT	FOURTH CIRCUIT	FIFTH CIRCUIT	SIXTH CIRCUIT	SEVENTH CIRCUIT	STATE TOTALS
Juvenile Service:								
PHSCS	84	160	52	60	48	96	152	652
90-Day Diversion Services Added	180	267	135	4	33	57	43	719
Placed on Probation During	354	855	263	137	311	146	849	2,915
Active Probation Cases at End of FY	276	654	137	138	240	161	389	1,995
Restitution Collected	\$30,782	\$78,168	\$42,009	\$39,868	\$39,401	\$16,745	\$31,295	\$278,268
Case Services Monitoring:								
Placed in Program During FY	9	481	68	1	1	1	0	561
Active Cases at End of FY	6	314	15	0	0	1	0	336
Interstate Compact Cases-In	2	4	1	0	6	1	3	17
Interstate Compact Cases-Out	10	22	0	6	1	1	1	41
Intensive Probation:								
Placed In Program During FY	57	37	15	15	39	6	47	216
Transferred In	2	0	0	0	0	0	0	2
Transferred Out	3	4	0	0	1	0	1	9
Successfully Completed Program	27	17	10	10	13	5	10	92
Failed Program and sent to DOC	20	16	7	4	12	2	21	82
Failed Program (Other)	1	3	0	1	6	1	2	14
Active Cases at End of FY	44	17	7	8	32	4	22	134
Adult Service, Misdemeanor:								
PSI Reports	24	27	20	28	6	10	149	264
Placed on Probation	74	18	18	15	6	3	681	815
On Probation at End of FY	71	138	23	20	8	9	825	1094
Restitution Collected	\$213,140	\$261,689	\$269,351	\$133,291	\$270,529	\$64,245	\$174,401	\$1,386,646
Adult Service, Felony:								
PSI Reports	319	547	301	233	53	136	765	2,354
Placed on Probation	187	369	160	161	133	77	379	1,466
On Probation at End of FY	554	840	336	352	343	198	934	3,557
Restitution Collected	\$188,278	\$319,015	\$199,022	\$270,550	\$182,806	#####	\$369,019	\$1,721,661
Adult Service, Drug Court:								
Drug Court Participants	N/A	N/A	N/A	18	N/A	N/A	N/A	18
Drug Court Sessions	N/A	N/A	N/A	52	N/A	N/A	N/A	52
Case Services Monitoring Program (F&M):								
Placed in Program	4	404	280	0	483	2	20	1,193
Active Cases at End of FY	12	1021	173	0	210	9	45	1,470
Adult Interstate Compact Caseload (F&M):								
Total Placed on Probation - In & Out	61	77	38	61	42	11	60	350
On Probation at End of FY	168	151	73	122	84	46	141	785

Chart 22. Court Services Workload Adult Services

PSI Reports



Restitution Received

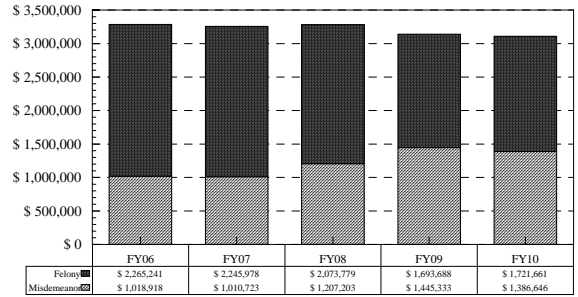
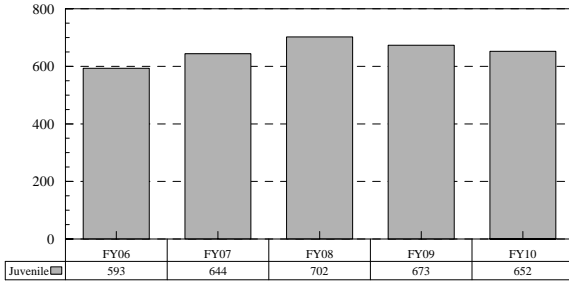


Chart 23. Court Services Workload Juvenile Services

PHSCS



Restitution Received

