


# PARTICIPANT HANDBOOK



## BEADLE COUNTY DRUG COURT

**2:00 PM on Wednesdays**

Beadle County Courthouse

450 3<sup>rd</sup> Street SW

Huron, SD

(605) 353-8598

# TABLE OF CONTENTS

<b>WELCOME TO DRUG COURT.....</b>	<b>3</b>
<b>DRUG COURT TEAM &amp; CONTACTS.....</b>	<b>4</b>
<b>PARTICIPANT RIGHTS.....</b>	<b>4</b>
<b>DRUG COURT SCHEDULE.....</b>	<b>5</b>
Team Staffing.....	5
Drug Court.....	5
COURTROOM RULES.....	5
<b>OTHER DRUG COURT RULES.....</b>	<b>6-14</b>
Follow all directions of the Drug Court Team.....	6
Follow all laws.....	6
Show up and be on time for <u>ALL</u> appointments.....	6
Show up, be honest, and try in treatment.....	6
Do not have or use drugs or alcohol.....	6
Stay in contact with probation.....	7
Use and update your daily planner.....	7
Change people, places, and things.....	7
Live in a safe and sober place that supports your recovery.....	8
Do all drug/alcohol tests as directed.....	9
Tell treatment and probation about all medications.....	10
Do not drive without a valid license or Work Permit and insurance.....	11
Attend and participate in recovery support group meetings.....	11
Find a recovery sponsor and work a recovery program.....	11
Work full time or go to school.....	12
Make and follow a budget.....	12
Be involved in positive activities in the community.....	12
Pay It Forward Project.....	12-13
Pay your Drug Court costs.....	13
Do not gamble.....	13
<b>WRITTEN REQUESTS.....</b>	<b>14</b>
<b>THERAPEUTIC ADJUSTMENTS.....</b>	<b>14</b>
<b>INCENTIVES.....</b>	<b>14-15</b>
<b>SANCTIONS.....</b>	<b>15-16</b>
<b>PROGRAM PHASES.....</b>	<b>16-17</b>
<b>COMMENCEMENT.....</b>	<b>18</b>
<b>DISCHARGE FROM PROBATION.....</b>	<b>18</b>
<b>ALUMNI.....</b>	<b>19</b>
<b>TERMINATION.....</b>	<b>19-20</b>

# WELCOME TO DRUG COURT!

Drug Court will give you tools to change your life and a chance to break the cycle of addiction and crime. The program uses treatment, intensive supervision, and drug testing to help you change. You will have regular contact with the Drug Court Judge, treatment, and probation. You will participate in addiction and mental health treatment, group and individual treatment sessions, regular Drug Court hearings, drug/alcohol testing, and recovery support meetings (AA, NA, SMART, etc.). Other activities should be expected because each person's path to recovery is different. Drug Court takes more than one year to complete. Everyone progresses at their own pace. It will seem overwhelming at first, but you will be surprised by what you can accomplish.

Drug Court's goal is **RECOVERY**, not just sobriety. "Recovery" is a process of change through which individuals improve their health and wellness and live manageable, crime-free self-directed lives.

## DRUG COURT GIVES YOU A CHANCE TO IMPROVE YOUR:

### Health



- ◆ Achieve sobriety
- ◆ Address mental health problems
- ◆ Improve physical health

### Home



- ◆ Have a safe and stable place to live
- ◆ Be able to provide that home independently

### Purpose



- ◆ Have meaningful daily activities (family relationships, job, school, volunteering, creative projects)
- ◆ Be a productive member of society

### Community



- ◆ Build positive relationships that provide friendship, love, and hope
- ◆ Surround yourself with a network of people that will support your recovery

You must follow the rules of Drug Court and the directions given by the Drug Court Judge and Drug Court Team. **Read this Handbook carefully.** It tells you what to expect in Drug Court. You can share this handbook with your family and friends.



The Judge and the Team are here to help you, but **the final responsibility is yours.**

We know that with your **hard work, honesty, and commitment to recovery** *you can be successful.*

# DRUG COURT TEAM

The Drug Court Judge makes all the final decisions about your Drug Court case, with help from the Drug Court Team. The Team consists of the following roles:



- ◆ Judge
- ◆ Coordinator
- ◆ Court Services Officer
- ◆ State's Attorney Representative
- ◆ Defense Attorney
- ◆ Substance Use Disorder Counselor
- ◆ Mental Health Treatment Provider
- ◆ Beadle County Sheriff's Office Representative

## Drug Court Contacts:

### Coordinator

(605) 690-1591 (cell)

Offices located at 455 4<sup>th</sup> Street SW, Beadle County Sheriff's Office, 2nd Floor

### Court Services Officer

(605) 353-8599 (office)

## Community Counseling Services:

357 Kansas Ave SE, Huron

(605) 352-8596

# PARTICIPANT RIGHTS

By agreeing to be in Drug Court, you have given up some of your rights (disputing search/seizure/traffic stops, preliminary hearing, trial by jury or court, etc.).

**You have given permission for treatment to share information with the Drug Court Team.**

Drug Court is open to the public.

The Team can't tell how the news might use your identity.

The Team can't stop them from sharing information that is public record.



# DRUG COURT SCHEDULE

## TEAM STAFFING: 12:45 PM WEDNESDAYS

The Team discusses participants before each Drug Court hearing. Alcohol and drug testing, attendance, participation and cooperation, employment, and other topics are shared. The Team will talk about your progress and any problems you have. Staffings are closed to the public. You do not have a right to attend Staffing. You might be invited to Staffing by the Team to talk about private issues, if needed.

## DRUG COURT: 2:00 PM WEDNESDAYS

### Beadle County Courthouse

You will come to Drug Court weekly in Phases 1 and 2, every other week in Phases 3 and 4, and monthly in Phase 5. You and other Drug Court participants will appear before the Judge in court to talk about your progress or struggles. You might get incentives (rewards) if you are doing well, and sanctions (consequences) for undesirable choices. A warrant could be issued for your arrest if you do not show up to Drug Court when required. **Ask if you have questions about when you are required to be in Drug Court.** If you are going to miss Court for an emergency, contact your Court Services Officer (CSO) right away.

Drug Court hearings are open to the public. You can invite people to attend. You should expect other people, including supportive community members, to be at Drug Court hearings.

## COURTROOM RULES:

- ★ **Be on time!** – If you are late, you may get a sanction.
- ★ **Even though you will find Drug Court to be very different from other court hearings, it is still a court proceeding:**

Be respectful to the Judge, the Team, and your fellow participants.

- Make sure your phone is **silenced or off** before Drug Court
- Be quiet and pay attention
- No sleeping
- Dress appropriately; no hats, sunglasses, clothes with drug or alcohol logos or gang symbols, or clothes that show your underwear

- ★ **Be supportive** of your fellow participants, encourage them with applause.
- ★ **Speak up** when the Judge is talking to you.
- ★ **Stay seated** in the courtroom during the whole Drug Court hearing, unless the Judge excuses you. Visit the restroom *before* the court session begins.



# DRUG COURT RULES

## ★ Follow all directions of the Drug Court Team

## ★ Follow all laws

Do not commit any crimes. Do not threaten anyone or commit any violent acts.

**Contact your CSO right away if you have contact with police**

(*any* contact, even if it's as small as a traffic stop or noise complaint).

## ★ Show up and be on time for ALL appointments

If you need to change any appointment (treatment, office visits, etc.), you must do it at least 24-hours before the appointment starts.

If you are late or miss an appointment, you might get a sanction.

### **SANCTIONS COULD INCLUDE:**

- ✗ Daily planning assignment
- ✗ Increased probation supervision
- ✗ Community service
- ✗ Jail
- ✗ Other, as decided by the Judge with Team input



## ★ Be honest and try in treatment

Your treatment plan will be made by you and treatment. You will get both substance use and mental health treatment. You will be in both individual and group sessions. The Team will regularly review how you are doing in treatment. **You could be in treatment the entire time you are in Drug Court.** Treatment could include:

- ◆ MAAEZ (Making Alcoholics Anonymous Easier)
- ◆ Assessments
- ◆ IOP (Intensive Outpatient Treatment)
- ◆ CBISA (Cognitive Behavioral Intervention for Substance Abuse)
- ◆ MRT (Moral Reconciliation Therapy)
- ◆ DBT (Dialectical Behavioral Therapy)
- ◆ Medication Assessment & Management
- ◆ Seeking Safety
- ◆ Intensive Inpatient Treatment
- ◆ Individual Counseling
- ◆ Recovery Planning
- ◆ Recovery Maintenance
- ◆ Aftercare
- ◆ Other, as decided by treatment
- ◆ EMDR (Eye Movement Desensitization & Reprocessing)

## ★ Do not have or use drugs or alcohol

Drugs (including marijuana and over-the-counter mind-altering substances) and alcohol are not allowed. Do not use or have any drugs, substances that may be inhaled, or alcohol with you, in your home, or in your vehicle. Do not go to places where alcohol is the primary item of sale (bars). Admitting you used drugs or alcohol *before* a test will almost always lessen the sanction you might get.

**Honesty is always the best policy.**



## ★ Stay in contact with your CSO

Show up for all probation appointments. **Keep regular phone contact with probation** and make sure your CSO knows how to contact you. You cannot leave Beadle County without permission. If you abscond, a warrant may be issued for your arrest. Returning by choice will almost always influence the response of the Judge and Team.

Probation and/or law enforcement will visit you during the day or night, with or without notice. You might be drug or alcohol tested. You, your vehicle, and your home can be searched. **Do not have any firearms, weapons, alcohol, drugs (including marijuana or any over-the-counter mind-altering substances), drug paraphernalia, or other contraband.** Probation can also search your electronic devices.

### **IMPORTANT THINGS YOU SHOULD TELL YOUR CSO:**

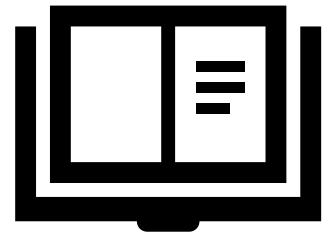
- ◆ Any changes to your phone number
- ◆ Any changes to work or school schedule
- ◆ If you get fired from your job
- ◆ If you have a romantic or sexual relationship
- ◆ **ALL** medications, pills and supplements you are taking
- ◆ If you relapsed
- ◆ If you had contact with Law Enforcement or have been arrested

## ★ Use and update your daily planner

Write all your appointments, treatment, meetings, office visits, Court, goals and daily activities in your Drug Court planner.

**Always carry your planner with you; check it often.**

Your CSO will check your planner regularly and the Judge may ask to see it in court.



## ★ Change your people, places, and things

Probation and the Team may talk with everyone involved in your life. This includes significant others, family, friends, employers, doctors, counselors, etc. You will need to give up people, places and things that are not good for your recovery.

**Without having prior approval from the Team, do not hang out with people who:**

- |                           |                        |
|---------------------------|------------------------|
| ✗ Are on felony probation | ✗ Are breaking the law |
| ✗ Are on parole           | ✗ Are violent          |
| ✗ Have charges pending    | ✗ Use drugs or alcohol |

### **The Team may restrict your contact with certain people if needed.**

If you conceal any relationship, even healthy ones, you will be in violation of Drug Court Rules. You may be asked to complete a Request for Association for new people in your life to help the Team and Judge determine if they will be supportive of your recovery.

★ **Live in a safe and sober place that supports your recovery**

**Tell probation where you are living and everyone who lives there.**

Don't let someone move in without permission. **Don't move without permission.** The Team might tell you to move if you are not living in a safe and sober place that supports your recovery.



Stay home during your curfew. Don't have visitors during curfew hours without prior Team approval. **Ask if you have any questions about when you are supposed to be at home.** Contact probation right away if you have an emergency. Curfews may be changed to allow for a work schedule.

Curfew hours when you must be home are:

<b>Phase 1</b>	<b>Phase 2</b>	<b>Phase 3</b>	<b>Phase 4</b>	<b>Phase 5</b>
9PM-6AM	10PM-6AM	11PM-6AM	Midnight-6AM	None

★ **Keep yourself and your home environment clean and tidy**



Good personal hygiene is important for health and social reasons. Poor personal hygiene can lead to illness and may cause people to avoid you, which can make you isolated and lonely. If you need any hygiene items, the Team will help you.

**You can keep yourself clean by regularly:**

- ◆ Washing your hands with soap:
  - before making food and eating
  - after going to the bathroom
  - after blowing your nose, coughing, or sneezing
  - after touching garbage or like items
  - after touching pets or pet items
- ◆ Washing your body with soap
- ◆ Washing your hair with shampoo
- ◆ Wearing clean clothes
- ◆ Doing laundry regularly
- ◆ Using deodorant
- ◆ Brushing your teeth
- ◆ Trimming and cleaning your fingernails

Your home environment can affect your mood and mental health. A clean and tidy home can lower stress, calm your mind, and keep your body safe and healthy. A dirty home environment can cause illness; a messy or cluttered home can cause anxiety and stress. Making your bed is a great way to start your day.

**You can keep your home clean and tidy by regularly:**

- ◆ Putting things away when you are done using them
- ◆ Cleaning up messes as they happen
- ◆ Washing dirty dishes with soap, drying them, and putting them away
- ◆ Washing dirty clothes with soap, drying them, and putting them away
- ◆ Taking out the trash when it gets full
- ◆ Vacuuming and mopping your floors
- ◆ Dusting surfaces
- ◆ Cleaning bathroom sinks, tubs and toilets
- ◆ Cleaning kitchen counters
- ◆ Washing bedding regularly



## ★ Do all drug/alcohol tests as directed

Drug/alcohol testing helps you with sobriety goals. You will be tested often. You will test on any day of the week, including weekends and holidays.

### **TESTING LOCATION: Beadle County Detention Center**

455 4<sup>th</sup> Street SW, Huron  
(605) 353-8424

You will be subject to random UA testing. This is a color-based system and your color will be assigned to you by probation.

### **Depending upon your color, you will follow one of these schedules:**

Call in at 8 AM

**or**

Call in at Noon

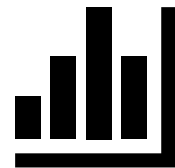
Phone # is (605) 461-7632

Phone # is (605) 461-7634

Report between 8 AM and 9 AM

Report between Noon and 1 PM

- ★ You don't pay for UAs, unless you deny use and a positive result is confirmed when sent to the lab.
- ★ You need to be hydrated and ready to test when you come in.
- ★ **A missed or late UA is considered a positive test.**



UAs test for many substances. UAs also test for creatinine levels and oxidants, which show if you are diluting or contaminating your urine. **A diluted or contaminated sample will be considered a positive test.** If your urine sample requires being sent to the lab for confirmation testing, **you will pay for the costs of testing if it is positive.** At any time in your program, you may also be required to participate in the 24/7 program, including the associated costs.

#### **YOU MIGHT GET A SANCTION / RESPONSE IF:**

- ✗ You are late for a drug/alcohol test
- ✗ You miss a drug/alcohol test
- ✗ You cannot produce enough urine to be tested
- ✗ Your urine is diluted or contaminated
- ✗ You interfere with a drug/alcohol test in any way
- ✗ Your test is positive for drugs/alcohol
- ✗ Your test is positive for unapproved medications, pills, supplements or over-the-counter substances
- ✗ Your test is positive because of secondhand smoke
- ✗ Your test is positive because you ate poppy seeds
- ✗ Your test is positive because of energy drinks

#### **RESPONSES COULD INCLUDE:**

- ✗ Lost Days of Sobriety
- ✗ Additional Phase Days
- ✗ Jail
- ✗ Shortened testing window
- ✗ Additional testing requirements
- ✗ Additional court appearances
- ✗ Community service
- ✗ Treatment Assignment
- ✗ Other, as decided by the Judge with help from the Team

★ **Tell treatment and your CSO about prescription medications, over-the-counter medications, pills and supplements you are taking.**

Using medication that includes controlled substances or alcohol is not allowed without permission and monitoring by treatment and probation. You should work with your doctor to find non-addictive medications and treatment options. **Do not take more than the recommended dose of any medication.**

**You are responsible for what is in your body.** You need to insure the medicine you are taking and what you are eating/drinking will not affect drug/alcohol testing.

- ✗ Do not take medicine or use products that contain alcohol, stimulants or opioids
- ✗ Do not eat poppy seeds
- ✗ Do not take CBD, Kratom or Delta-8 products
- ✗ Do not use synthetic substances (K2, Spice, Bath Salts, Flakka, MDMA, 2C-E or 2C-B, etc.) If you want to take *any* substance because it “makes you feel better”, you should discuss it with your probation officer *first*.
- ✗ Do not take B12 or any cleansing/masking products
- ✗ Do not take caffeine or diet pills without permission
- ✗ Do not take herbal supplements without permission
- ✗ Do not take cold or allergy medication without permission



**SAFE MEDICATIONS (if used as directed):**

- ◆ **Pain:** Tylenol, Aleve, Aspirin, Ibuprofen, Excedrin, Midol, Pamprin (not “PM” options)
- ◆ **Stomach:** Mylanta, Milk of Magnesia, Pepto-Bismol, Metamucil, Miralax, Colace, Dialose, Docusate
- ◆ **Antacid:** Zantac, Pepcid, Prilosec, Tums/Roloids
- ◆ **Cough/Cold:** Mucinex, Delsym, Tessalon Perles (non-alcoholic, pediatric, not “D” or “DM”)
- ◆ **Allergies:** Allegra, Claritin, Clarinex, Zyrtec, Nasonex, Saline Sprays (**not** “D” or “DM” options)
- ◆ **Joint Pain:** Tylenol Arthritis, Bengay, Icy Hot
- ◆ **Vitamins:** Multivitamins, Prenatal Vitamins
- ◆ **Other Safe Categories:** Gas Relief; Antibiotics; Antifungals; Hemorrhoid Meds; Asthma Meds; Eye Meds; Ear Meds; Fever Blister Meds; Toothache Relief; Sunscreen; Topical Creams; Vaginal Products; Urinary Products
- ◆ **If a medication is not listed, ask your CSO first!**

**DO NOT TAKE:**

- ✗ Undisclosed Sleep Aids
- ✗ Narcotic pain relievers
- ✗ Barbiturates
- ✗ Benzodiazepines
- ✗ Medications containing Codeine, Dextromethorphan, Pseudoephedrine or Promethazine
- ✗ Medications, mouthwash, or topical products containing alcohol
- ✗ Tranquilizers

★ **Do not drive without a valid license or Work Permit and current vehicle insurance in your possession/vehicle**

Driving is a **privilege**, not a right. Be respectful of laws. If you don't have a valid license when you start Drug Court, getting one will be one of your goals. Until then, there are other transportation options:

- ◆ Walk
- ◆ Ride a bike
- ◆ Get rides from family, friends, or other sober supports
- ◆ Ride the bus: **People's Transit** @ 353-0100
- ◆ Call a Taxi: **K&K Taxi** @ 350-8542

★ **Attend and participate in recovery support group meetings**

Recovery support groups include AA, NA, Celebrate Recovery, SMART Recovery, etc. Attend and participate in meetings as directed by the Judge. You may be asked to provide proof of attendance.



★ **Find a sponsor/mentor to help your recovery program**

You need to find a recovery sponsor or mentor and start working a recovery program as soon as possible, but no later than **Phase 2**. The person you pick as your recovery sponsor/mentor will be responsible for encouraging, guiding, and supporting you on your path to recovery. That person should be **in recovery themselves**, because they will be your role model for learning a new way of life and living sober. They should be **at least two years sober and of the same gender** as you. They should **not be a family member**.



You should look for someone who will help you get to recovery support group meetings, help you develop new relationships with others in the recovery community, and help you build a strong sober social network. Your sponsor/mentor should be willing to listen to your concerns and able to make suggestions on how to find help to solve your problems (housing, employment, transportation, relationships, etc.). **Your sponsor/mentor is welcome to attend court and should be someone that encourages you to follow Drug Court rules, and make the changes needed to live a sober, crime-free life.**

## ★ **Work or go to school**

- ★ As soon as you are assessed as being ready, you will need to find a job. At first, part-time employment may be approved. Eventually, you need to work 32+ hours a week or go to school while in Drug Court. The Team might give you a deadline to find a job. You might also be told to do daily job contacts, a job skills program, or Community Service until you find a job.

Employment is an important part of the Drug Court program. Work helps you live independently and the benefits that come with it - money, insurance and vacation time - help you take care of your physical and mental wellbeing. However, your treatment must come first. If your job starts to interfere with your treatment plan, some changes to your work schedule might be needed. **Do not quit your job without permission from probation and the Team first.**

## ★ **Make and follow a budget**

Part of recovery is eliminating the stress that comes from unmanaged debt or not having enough income to cover your expenses. **You may be assigned a Payee to help you manage your money in the early phases of the program.** With help, you will list all your bills and develop a budget. You may be asked to complete classes on managing your finances. **Make sure you pay bills before you spend money on other things.** This includes paying your Child Support! The Team will help you with the resources to get your finances under control.

## ★ **Be involved in positive activities in the community**

Fill your free time with activities where people are not drinking, using drugs, or breaking the law. Do things that help other people. Find activities you enjoy that will improve your health and wellbeing. Explore your wellness, spirituality and creativity.

## ★ **Do a 40-hour volunteer project before Commencement.**

You will start a 40-hour Pay It Forward volunteer project in Phase 3 and complete it before Commencement. Volunteering helps people in need, worthwhile causes, and the community. Volunteering can also help you find new friends, improve your social connections in your community, teach you skills and give you experience that may help advance your career, and bring fun and fulfillment to your life. Volunteering helps your mind and body by reducing stress and depression, keeping your mind stimulated, increasing your self-confidence, and providing a sense of purpose.



Your volunteer project should be served at a charity, non-profit or other type of agency or organization, or the community in general. You need to get permission from the Team for your project. You should pick something you are interested in, because the goal is that you continue to volunteer even after Drug Court. You will work with your CSO and treatment providers to identify a project that is meaningful and achievable for you.

**Before completing your application for commencement, you will be asked to report on your Pay It Forward Project.**

### **Things to consider when picking a volunteer project:**

- ◆ Do you want to work to benefit adults, children, animals, or nature?
- ◆ Do you want to work alone or as part of a team?
- ◆ Are you better at organizing or doing activities?
- ◆ How much time are you able to commit?
- ◆ What skills can you bring to the volunteer job?
- ◆ What causes are important to you?
- ◆ Your project doesn't have to be unique – look online for help in coming up with an idea.

### **Where to find volunteer opportunities:**

- ◆ Non-profit organizations (Salvation Army, Thrift Stores, Habitat for Humanity, etc.)
- ◆ The Humane Society
- ◆ Youth organizations or after-school programs
- ◆ The Chamber & Visitor's Bureau
- ◆ The South Dakota State Fairgrounds
- ◆ Community theaters or museums
- ◆ Libraries
- ◆ Senior centers
- ◆ Places of worship
- ◆ Online databases (211 Helpline Center's Volunteer Connections, etc.)

## **★ Pay your Drug Court costs**

You do not pay a fee to be in Drug Court. You do have to pay on your court costs, fines, attorney fees, and any other money ordered at sentencing. As soon as you are able, you will make monthly payments to the Clerk of Courts. As you progress through Drug Court, the Judge may suspend some of the fines you've been ordered to pay as an incentive for positive behavior.



**If you are sentenced to Drug Court, you will not have to pay for any of your treatment while you are in the program, including your initial assessments. Treatment costs are paid by the State of South Dakota.**

## **★ Do not gamble**

Gambling is just as addictive as drugs and alcohol. **DO NOT go into casinos or gaming/gambling businesses.** Do not play games of chance, lottery, or any kind of betting for money or prize.



## SPECIAL REQUESTS

All special requests must be submitted in writing and turned in before **MONDAY at 5 PM** so they can be reviewed by the Team on Wednesday. The DRUG Court Judge will make the final decision about your request.

### SPECIAL REQUESTS

Special Requests are used to ask permission for special situations. Your request must be as detailed as possible to include **times/dates, who, what, when, where, how, and how much**.

Examples include:

- ◆ Any out-of-county travel
- ◆ Curfew extension
- ◆ Visitors during curfew hours
- ◆ Move or get a roommate
- ◆ UA or PBT adjustments
- ◆ Personal relationships
- ◆ Change jobs
- ◆ Financial help
- ◆ Holiday plans


## THERAPEUTIC ADJUSTMENTS

Treatment and the Team use therapeutic adjustments to help you achieve sobriety and success. Therapeutic adjustments are changes in your treatment plan if you are struggling with a part of your recovery program.

**Examples include (but are not limited to):**

- ◆ Updated treatment assessments
- ◆ Increased treatment appointments
- ◆ Increased support meetings
- ◆ Increased drug/alcohol testing
- ◆ Treatment assignments
- ◆ Specialized treatment programs
- ◆ Evaluation for medication
- ◆ Residential treatment

## INCENTIVES



The Team uses incentives (rewards) to reinforce program rules, your progress and expectations.

You will earn incentives (rewards) for positive choices and healthy behaviors.

**Examples of positive behaviors include (but are not limited to):**

- ★ Honesty
- ★ Attending appointments
- ★ Having a positive attitude
- ★ Reaching a milestone
- ★ Accomplishing a goal
- ★ Finding a recovery sponsor
- ★ Avoiding the temptation to use drugs or alcohol
- ★ Using learned skills or responses

Incentives are given by the Team and depend on available resources.

**Examples include (but are not limited to):**

- ★ Applause
- ★ Verbal praise or recognition
- ★ Awards or certificates
- ★ Phase advancement
- ★ Coins, medals, or wristbands
- ★ Decreased Court attendance
- ★ Decreased supervision
- ★ Reduction in court costs
- ★ Entry into prize drawings
- ★ Extended curfew
- ★ Fishbowl drawing
- ★ Gift cards
- ★ Incentive Store
- ★ Decreased Community Service hours
- ★ Commencement

## SANCTIONS

The Judge uses sanctions (consequences) to reinforce program rules and expectations.

A sanction may be imposed for noncompliant behavior.

**Examples of behavior include (but are not limited to):**

- ✗ Dishonesty
- ✗ Disrespectful behavior
- ✗ Not participating in treatment
- ✗ Not using your planner
- ✗ Not attending recovery support groups
- ✗ Contact with unapproved people
- ✗ Missing or being late for appointments
- ✗ Missing or being late for UAs or PBTs
- ✗ Interfering with UA or PBT testing
- ✗ Testing positive for drugs or alcohol

Sanctions are given by the Judge and depend on the violation. Sanctions may be relative to how far you have progressed in the program or may increase with repeated violations.

**Examples include (but are not limited to):**

- ✗ Verbal warnings or reprimands
- ✗ Writing assignments
- ✗ Increased Court appearances
- ✗ Increased supervision
- ✗ Delay in phase advancement
- ✗ Community service\*
- ✗ Restricted/Electronic Monitoring
- ✗ House Arrest\*
- ✗ Jail
- ✗ Termination

**\*Community Service Sanctions:**

- ◆ Your community service sanction should be served at a **charity, non-profit or other type of agency/organization**. If you want to do your community service sanction somewhere else, you must write a Special Request for permission from the Team.
- ◆ **Written verification** of completion of your community service sanction must be turned in to Court Services by the due-date. If you have not turned in written verification by the due-date, you may get another sanction.

**\*House Arrest Sanctions:**

- ◆ You **CANNOT** have visitors during House Arrest.
- ◆ You may only leave your home for alcohol or drug testing, treatment appointments and work. Any other activity outside your home, including going to get groceries, support meetings - ***anything*** - requires the **prior** approval of your CSO.
- ◆ If you are unsure if something is approved, ask your CSO **before** leaving home.

## PROGRAM PHASES

Drug Court has 5 phases and will take at least 14 months to complete. Each phase helps you prepare to live in recovery, independently. **Every participant is a unique individual. Everyone works their own program and progresses at their own pace. It's not a race.**

### APPLICATION FOR PHASE MOVEMENT

You must complete a written Application to move to the next phase. The Judge, with input from the Team, will determine when you are ready for the application. Your application is an important part of your program. Answer questions completely and as detailed as possible. The time and attention you give your application will show your commitment to your sobriety and the program and help the Team decide on your readiness to move phases. You may be asked to update or redo your application if the Team feels it is not complete.




Your application must be turned in to Court Services before **MONDAY AT 5 PM** so it can be reviewed by the Team on Wednesday. The Drug Court Judge will make the final decision about your phase advancement.



## In all Phases of Drug Court, you are expected to:

- |   |  |
|---|--|
| <input type="checkbox"/> Follow program rules   | <input type="checkbox"/> Identify and use positive, sober supporters   |
| <input type="checkbox"/> Comply with treatment recommendations                                    | <input type="checkbox"/> Use and update your daily planner   |
| <input type="checkbox"/> Do random drug/alcohol tests as directed                                 | <input type="checkbox"/> Live in a safe and sober place that supports your recovery                                |
| <input type="checkbox"/> Show up for all probation appointments                                   | <input type="checkbox"/> Keep busy, eventually by working full-time, attending school, or a combination of the two |
| <input type="checkbox"/> Show up, be honest, and try in treatment                                 | <input type="checkbox"/> Be responsible about money, which will include making and following a budget              |
| <input type="checkbox"/> Attend 2 recovery support meetings (AA/NA/SMART Recovery/etc.) each week |  |
| <input type="checkbox"/> Change your people, places, and things                                   |  |




**Each phase of Drug Court will ask you to complete activities (phase goals) that support your recovery efforts.** While *some* are required for *everyone*, some may be **special to your experience**.

## Examples of activities or phase goals include:

- |  |   |
|--|---|
| <input type="checkbox"/> Obtain documents such as a birth certificate and social security card | <input type="checkbox"/> Explore hobbies or creative outlets              |
| <input type="checkbox"/> Complete a search for any debts owed                                  | <input type="checkbox"/> Attend parenting classes                         |
| <input type="checkbox"/> Address health needs  | <input type="checkbox"/> Complete job skills classes                      |
| <input type="checkbox"/> Complete a financial management class                                 | <input type="checkbox"/> Obtain your GED                                  |
| <input type="checkbox"/> Get involved in a community activity                                  | <input type="checkbox"/> Create a Vision Board and share it with the Team |
| <input type="checkbox"/> Develop personal wellness goals                                       |   |

**Some tasks may seem beyond your reach. When you start, you will do simple, easy tasks and the Team will be there to help you. As you progress in your recovery, you will try new things to help you discover life as a sober person, gain confidence and independence.**

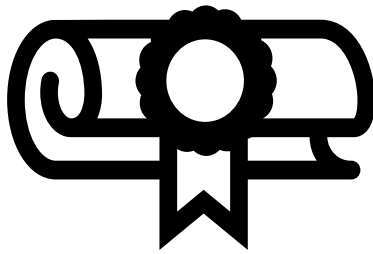
**Drug Court is going to help you learn how to live without the stress and chaos of addiction.**



# COMMENCEMENT

Once you have fulfilled the requirements of Phase 5, you may apply for Commencement. You must complete a Life Plan before commencement. Your plan is an important part of your program and will help the Team decide on your readiness to move on. You might be asked to update or redo your plan if the Team feels it is not complete. You might also have to meet with the Team to answer questions about your plan.

**Your Life Plan and proof of completion of your 40-hour Pay It Forward Project must be turned in to Court Services at least one month before the next set Commencement date** so it can be reviewed by the Team. The Judge will make the final decision about your Commencement.



The Commencement Ceremony is a very important event. Your family members and supporters will be invited. After Commencement, you will have the opportunity to continue your treatment for ninety days to help you transition to a life in recovery without the Court's supervision.

# DISCHARGE FROM PROBATION

You will be eligible for discharge from probation when you have advanced through the program phases, completed your treatment program, and you have met the following requirements:

- |  |  |
|--|--|
| <input type="checkbox"/> At least 90 days of continuous sobriety | <input type="checkbox"/> Drug Court Judge approval     |
| <input type="checkbox"/> At least 30 days with no sanctions      | <input type="checkbox"/> Sentencing Judge approval     |
| <input type="checkbox"/> Compliance with your treatment plan     | <input type="checkbox"/> Written <u>Exit Interview</u> |

## EXIT INTERVIEW

You must complete an Exit Interview before you are discharged from probation and Drug Court. Your interview gives you a chance to tell the Team how you feel about your journey in Drug Court. Your interview also gives you a chance to give suggestions on how to improve the program.

**The information in your interview has no effect on whether you are approved for discharge from probation and Drug Court.**

## ALUMNI

After Commencement, you are invited to join the alumni group. The group is separate from the Drug Court program. Members of the group are graduates of the Beadle County Drug Court who volunteer their time. They support the Drug Court program and participants. They may attend Court or plan activities for people living a sober lifestyle. Those activities may be ways to give back to the community or just to have fun. They educate the public on the Drug Court. They lead by example of sobriety, community service, and attendance at peer recovery support groups (AA/NA/Celebrate Recovery/SMART Recovery, etc.), as well as social events. Activities of the Alumni Group are dependent on their interest and efforts; the Team is not part of the Alumni Group and does not direct them, although the Team may support their activities.

**You will be asked to attend Alumni Group meetings in the last phases of Drug Court, as they are available.**

## TERMINATION

You may be terminated if you are not following the rules of Drug Court. Reasons for termination could include (but are not limited to):

- ✗ Not participating in treatment
- ✗ Not participating in the Drug Court program
- ✗ Breaking Drug Court rules
- ✗ Absconding from the program
- ✗ Concern for public safety
- ✗ There are no more treatment options to help you
- ✗ Committing a crime
- ✗ Providing or distributing drugs to others
- ✗ Driving under the influence
- ✗ Threatening, abusive, or violent behavior
- ✗ Tampering with drug or alcohol testing
- ✗ Inability to pass drug or alcohol tests
- ✗ Failure to make progress
- ✗ Threat to the integrity of the program
- ✗ Any other reasons the Team finds termination is necessary

When you admit any violation in Drug Court, or when a violation is proven to the Court's reasonable satisfaction, that violation may be used against you in a future termination hearing.

When a Team member makes a motion to terminate, that starts the termination process. You will get written notice of the allegations against you. You will meet with an attorney to discuss your options. If you deny the allegations you will have an Evidentiary Hearing, where you can call witnesses to testify on your behalf and you can cross-examine any witnesses that testify against you. You will have a chance to talk directly to the Drug Court Judge and Team during a Termination Hearing. A motion and termination hearing do not guarantee that you will be terminated. The Team may provide input to the Judge, but the Drug Court Judge will make the final decision about termination.

Drug Court is a voluntary program:

**If you abscond from probation while in Drug Court, a warrant will issued for your arrest.** Returning on your own, by your choice, will always be in your favor.

**You can ask to remove yourself from the program at any time.** If you think that's what you want, you will have a meeting with an attorney to make sure you understand what that will mean. You must also wait one week from the time you request removal until the Judge issues the Order.

**If you do not successfully complete the program (are terminated), your probation will be revoked.**

If you voluntarily remove yourself **or** are terminated from Drug Court, you will be returned to your original Sentencing Judge for a Probation Violation. **The Sentencing Judge will make the final decision about revoking your probation and any sentence, limited only by the maximum penalty allowed by law. Typically, that will mean imposing the prison sentence that was suspended when you entered Drug Court.**