

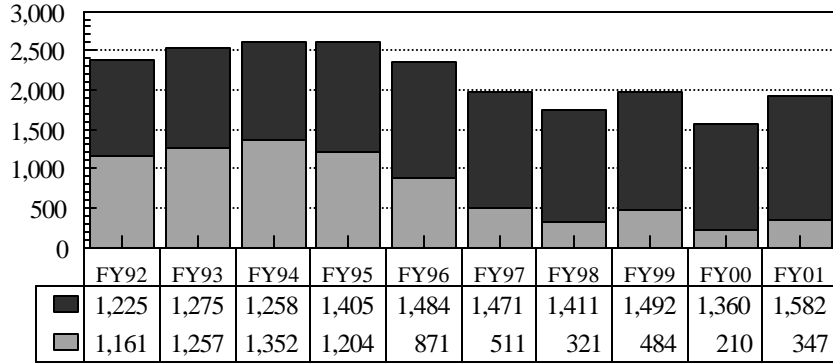
Table 19. Court Services Activities - FY2001

SERVICE CATEGORIES	FIRST CIRCUIT	SECOND CIRCUIT	THIRD CIRCUIT	FOURTH CIRCUIT	FIFTH CIRCUIT	SIXTH CIRCUIT	SEVENTH CIRCUIT	STATE TOTALS
Juvenile Service:								
PHSCS	164	272	64	12	32	66	86	696
90-Day Diversion Services	277	807	247	32	135	349	3	1850
Active Cases at End of FY	95	217	67	7	17	108	0	511
Placed on Probation	405	1119	305	266	356	115	687	3253
On Probation at End of FY	301	452	176	188	282	88	468	1955
Restitution Received	\$42,131	\$59,091	\$55,013	\$28,887	\$44,931	\$36,702	\$72,578	\$339,333
Case Services Monitoring:								
Placed in Program During FY	54	342	5	0	1	9	3	414
Active Cases at End of FY	36	154	1	0	1	3	6	201
Interstate Compact Cases-In	9	12	2	2	1	1	4	31
Interstate Compact Cases-Out	5	0	2	3	3	1	1	15
Adult Service, Misdemeanor:								
PSI Reports	25	24	29	6	2	3	258	347
Placed on Probation	36	378	75	17	11	15	78	610
On Probation at End of FY	70	275	63	23	14	15	89	549
Restitution Received	\$213,607	\$230,505	\$139,954	\$90,862	\$217,731	\$100,568	\$135,837	\$1,129,064
Adult Service, Felony:								
PSI Reports	262	408	246	116	36	94	420	1582
Placed on Probation	159	263	128	146	145	53	256	1150
On Probation at End of FY	393	547	230	318	286	159	758	2691
Restitution Received	\$229,463	\$214,062	\$182,528	\$162,282	\$132,666	\$114,374	\$281,717	\$1,317,092
Case Services Monitoring								
Placed in Program	90	61	285	1	489	393	0	1319
Active Cases at End of FY	23	94	179	3	161	217	2	679
Adult Interstate Compact Caseload								
Placed on Probation - Out	11	4	2	17	1	11	15	61
Placed on Probation - In	10	3	2	17	2	9	17	60
On Probation at End of FY	48	109	64	20	28	7	63	339

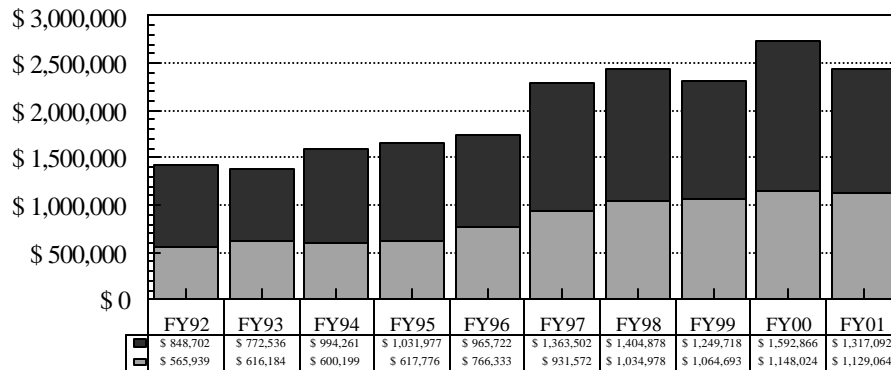
Chart 21. Court Services Workload

Adult Services

PSI Reports



Restitution Received



Adult Service, Felony
 Adult Service, Misdemeanor

Total Adult Caseload

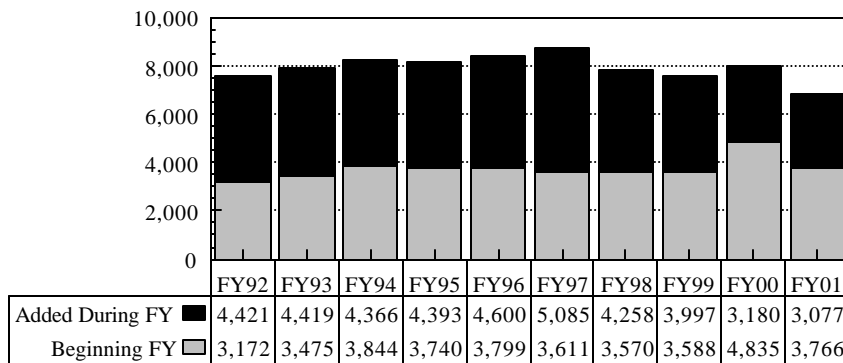
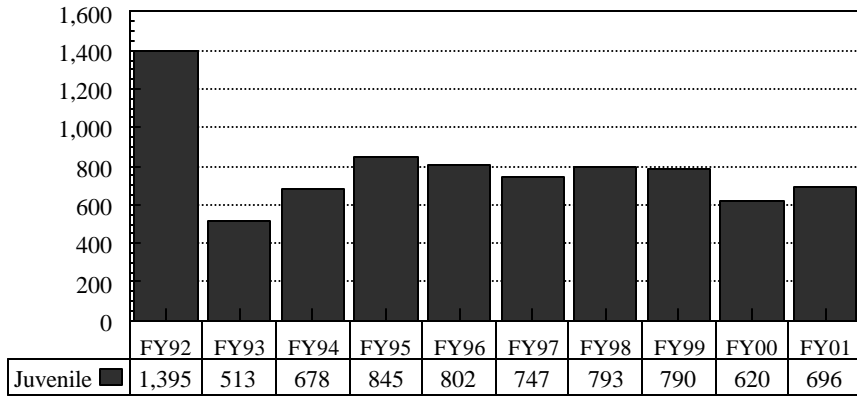
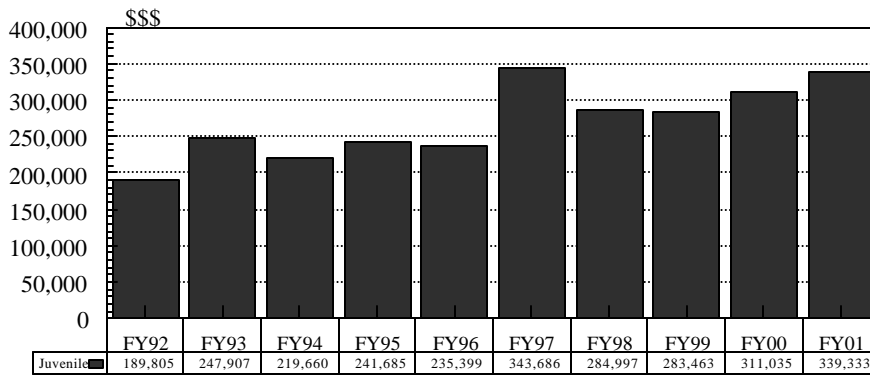


Chart 22. Court Services Workload Juvenile Services

PHSCS



Restitution Received



Total Juvenile Caseload

