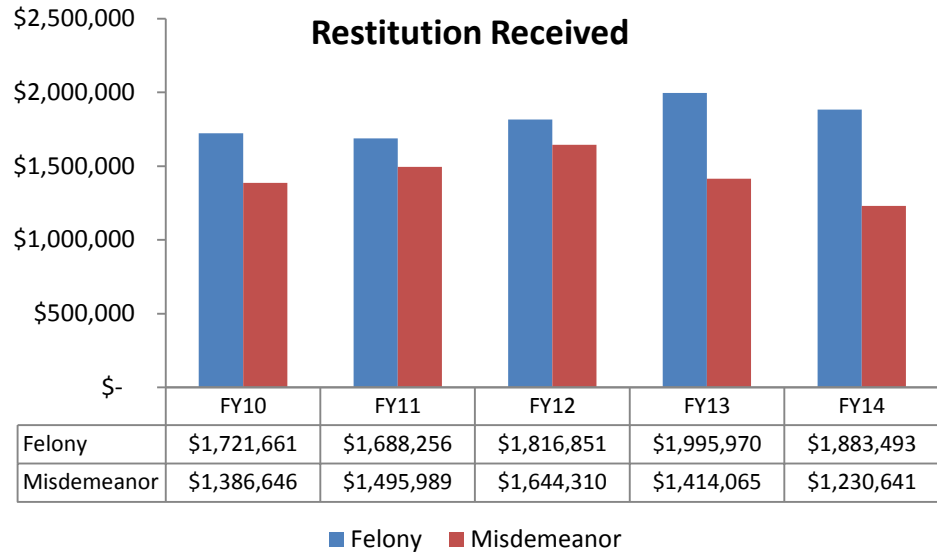
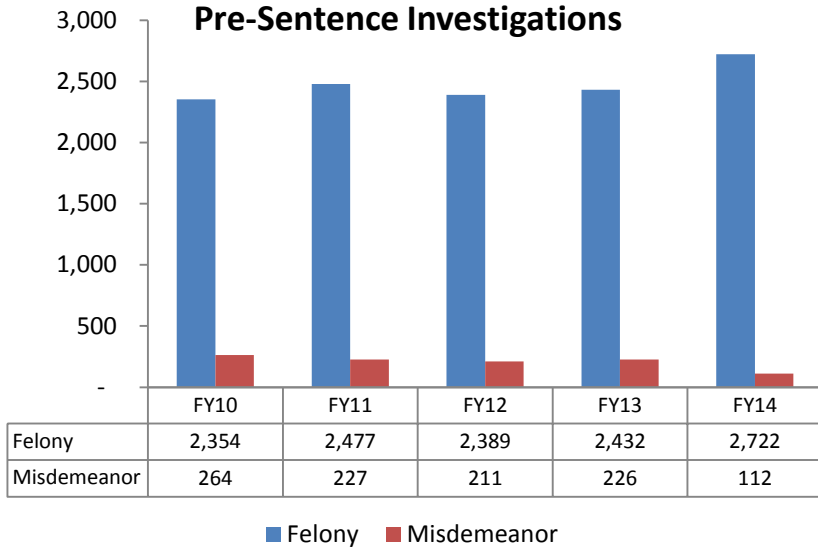
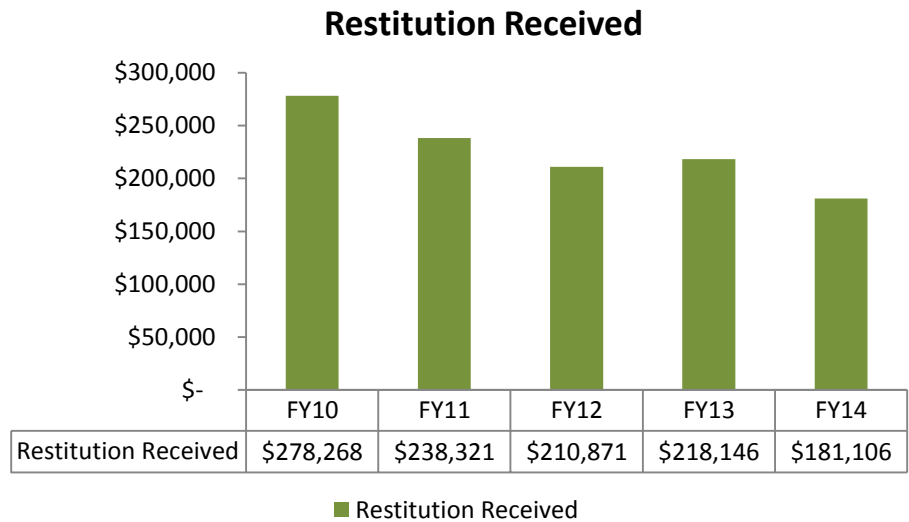
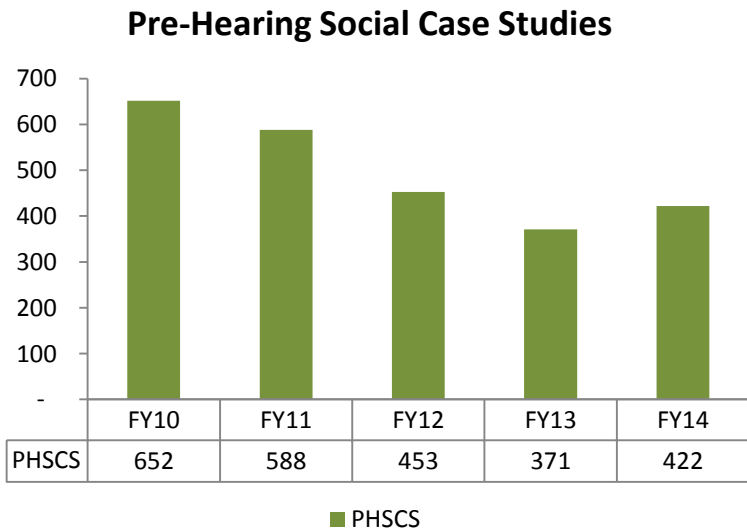


## Chart B-26. Court Services Workload Adult Services



## Chart B-27. Court Services Workload Juvenile Services



|             | PSI Reports |       |       |       |       |             | Restitution Received |              |              |              |              |
|-------------|-------------|-------|-------|-------|-------|-------------|----------------------|--------------|--------------|--------------|--------------|
|             | FY10        | FY11  | FY12  | FY13  | FY14  |             | FY10                 | FY11         | FY12         | FY13         | FY14         |
| Felony      | 2,354       | 2,477 | 2,389 | 2,432 | 2,722 | Felony      | \$ 1,721,661         | \$ 1,688,256 | \$ 1,816,851 | \$ 1,995,970 | \$ 1,883,493 |
| Misdemeanor | 264         | 227   | 211   | 226   | 112   | Misdemeanor | \$ 1,386,646         | \$ 1,495,989 | \$ 1,644,310 | \$ 1,414,065 | \$ 1,230,641 |

|       | FY10 | FY11 | FY12 | FY13 | FY14 |                      | FY10       | FY11       | FY12       | FY13       | FY14       |
|-------|------|------|------|------|------|----------------------|------------|------------|------------|------------|------------|
| PHSCS | 652  | 588  | 453  | 371  | 422  | Restitution Received | \$ 278,268 | \$ 238,321 | \$ 210,871 | \$ 218,146 | \$ 181,106 |