

Chart B-26. Court Services Workload Adult Services

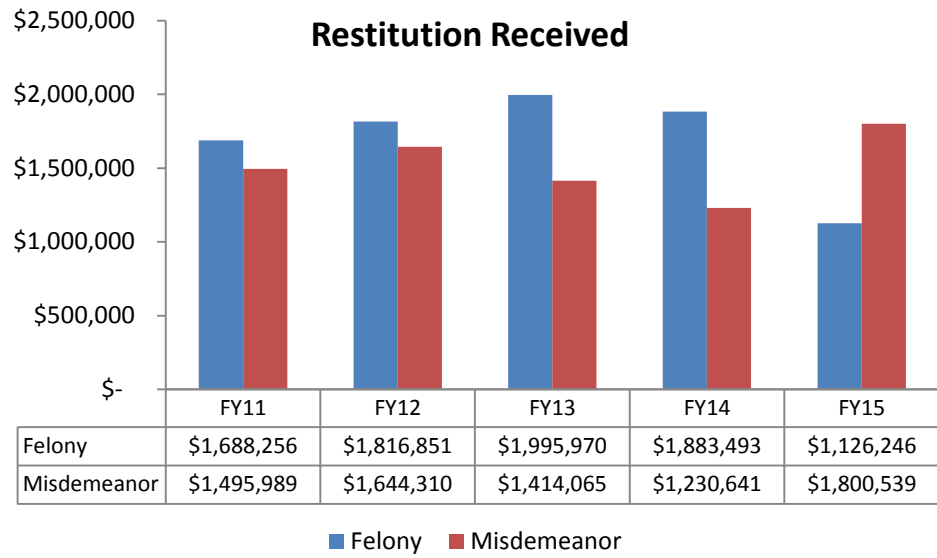
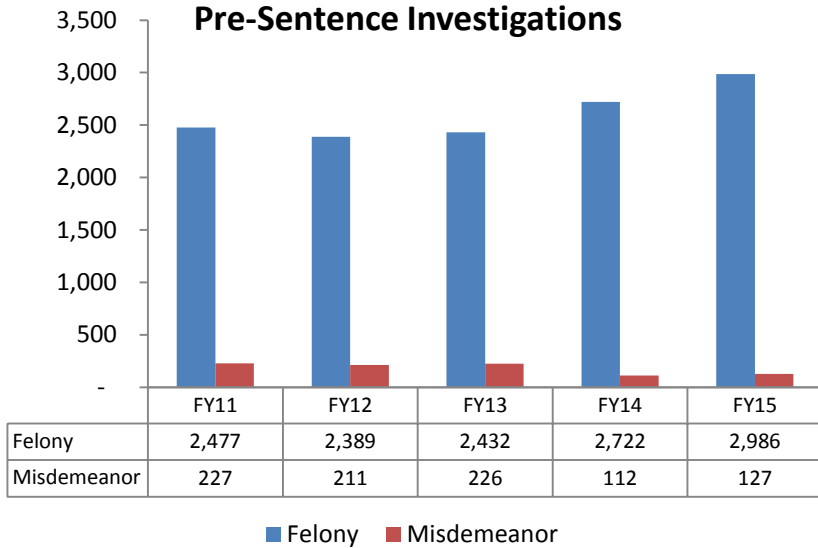
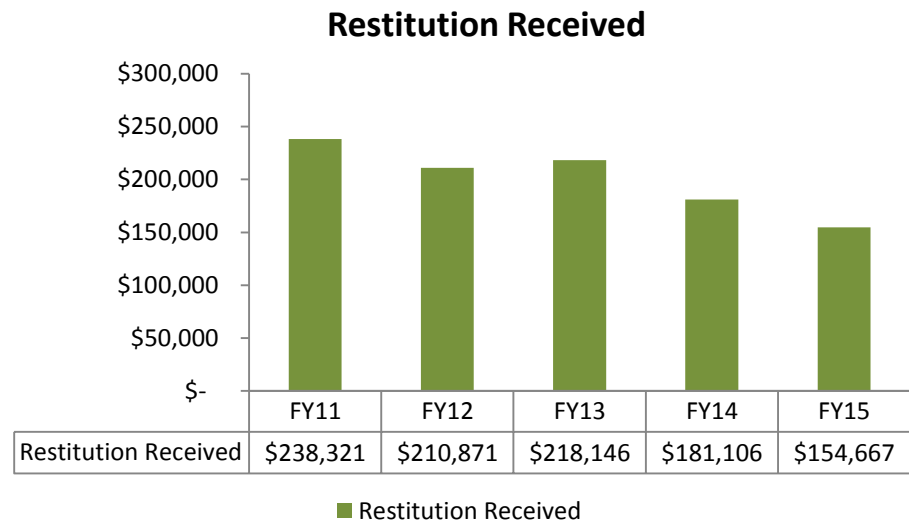
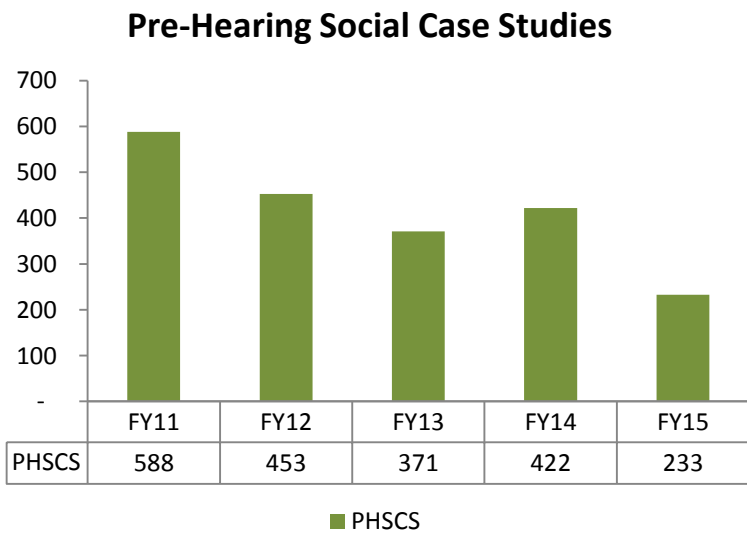


Chart B-27. Court Services Workload Juvenile Services



	PSI Reports						Restitution Received				
	FY11	FY12	FY13	FY14	FY15		FY11	FY12	FY13	FY14	FY15
Felony	2,477	2,389	2,432	2,722	2,986	Felony	\$ 1,688,256	\$ 1,816,851	\$ 1,995,970	\$ 1,883,493	\$ 1,126,246
Misdemeanor	227	211	226	112	127	Misdemeanor	\$ 1,495,989	\$ 1,644,310	\$ 1,414,065	\$ 1,230,641	\$ 1,800,539

	FY11	FY12	FY13	FY14	FY15		FY11	FY12	FY13	FY14	FY15
PHSCS	588	453	371	422	233	Restitution Received	\$ 238,321	\$ 210,871	\$ 218,146	\$ 181,106	\$ 154,667