

Chart B-26. Court Services Workload Adult Services

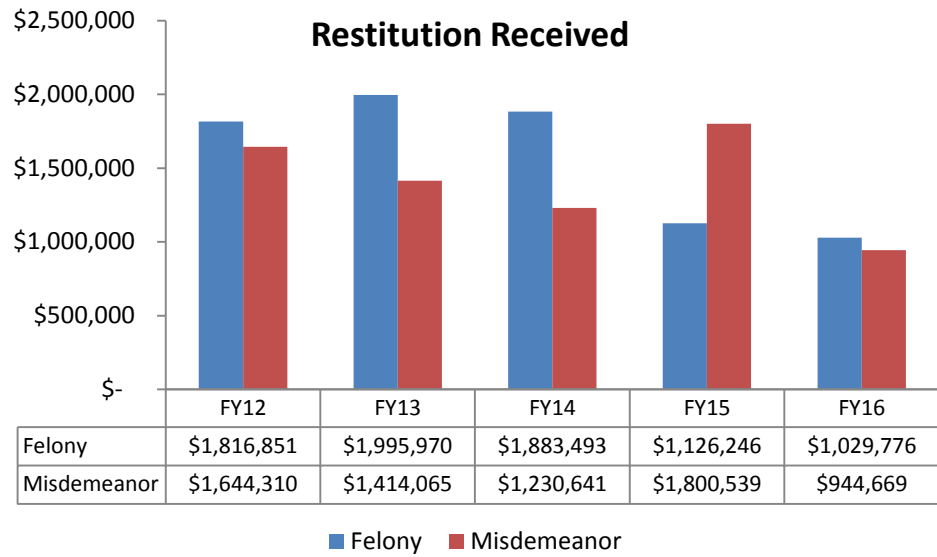
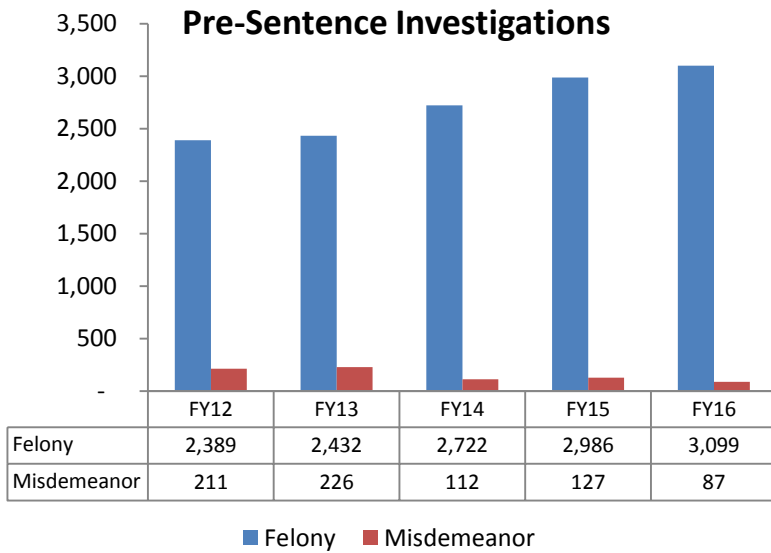
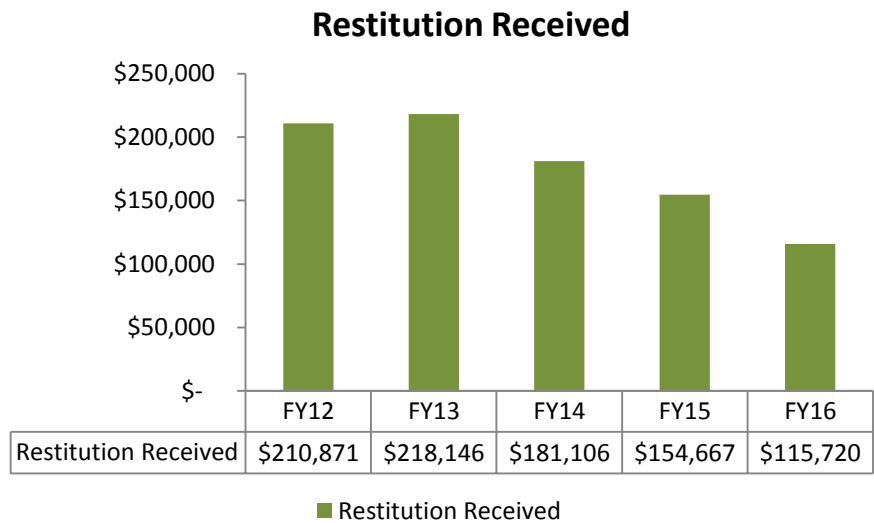
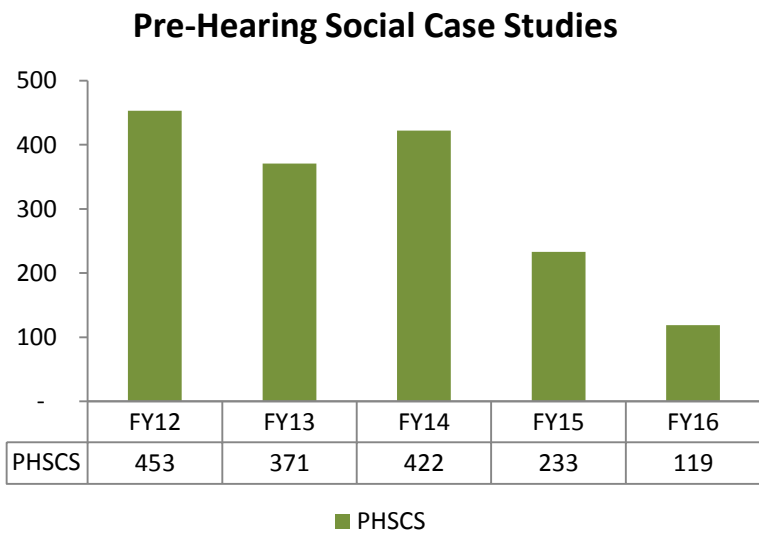


Chart B-27. Court Services Workload Juvenile Services



	PSI Reports						Restitution Received				
	FY12	FY13	FY14	FY15	FY16		FY12	FY13	FY14	FY15	FY16
Felony	2,389	2,432	2,722	2,986	3,099	Felony	\$ 1,816,851	\$ 1,995,970	\$ 1,883,493	\$ 1,126,246	\$ 1,029,776
Misdemeanor	211	226	112	127	87	Misdemeanor	\$ 1,644,310	\$ 1,414,065	\$ 1,230,641	\$ 1,800,539	\$ 944,669

	FY12	FY13	FY14	FY15	FY16		FY12	FY13	FY14	FY15	FY16
PHSCS	453	371	422	233	119	Restitution Received	\$ 210,871	\$ 218,146	\$ 181,106	\$ 154,667	\$ 115,720