

RECEIPTS

Chart 8 below shows various types of receipts for the past five fiscal years. (See Appendix A for definitions of receipt categories or the UJS website for further receipt information by county and circuit).

Chart 8. Court-Appointed Attorney Fees, Cash Fees and Restitution Receipts

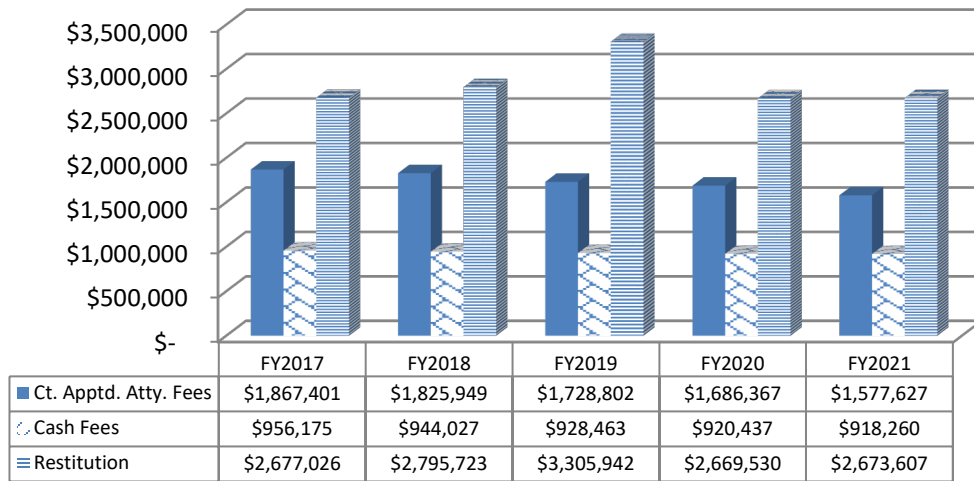
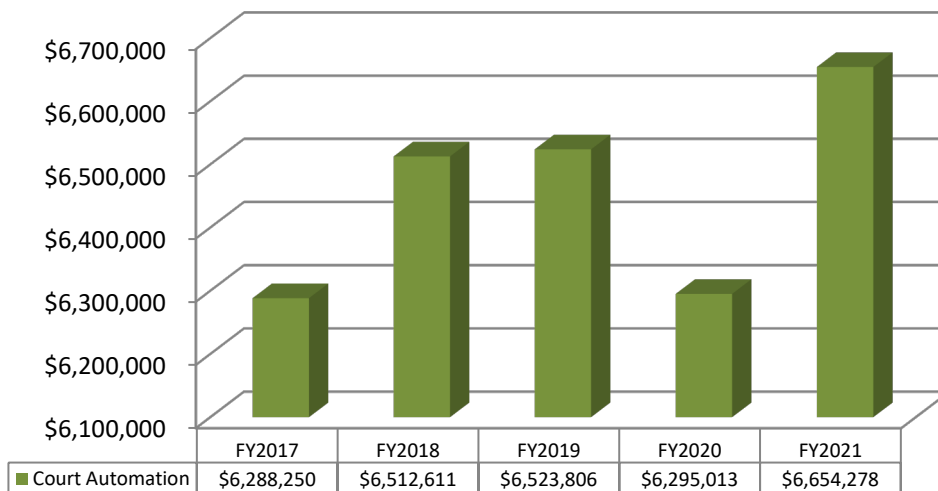


Chart 9 below shows court automation receipts for the past five fiscal years. Court Automation is a surcharge assessed on all criminal prosecutions and civil actions to fund court automation costs.

Chart 9. Court Automation Receipts



DISBURSEMENTS

Charts on this page illustrate the volume of receipts disbursed by clerks of court.

Disbursements to cities are primarily city fines collected by the court system. The amount remitted to the cities is 65% of the total city fines, forfeitures, and penalties and 100% of city costs. The remaining 35% is remitted to the state general fund.

Disbursements to the state include liquidated costs and the 35% of city fines mentioned above.

Disbursements to counties include state fines - including funds returned to school districts in accordance with Article VIII, § 3, of the South Dakota Constitution - costs, forfeitures, and various fees for civil filings.

Chart 10. Select Revenue Disbursements

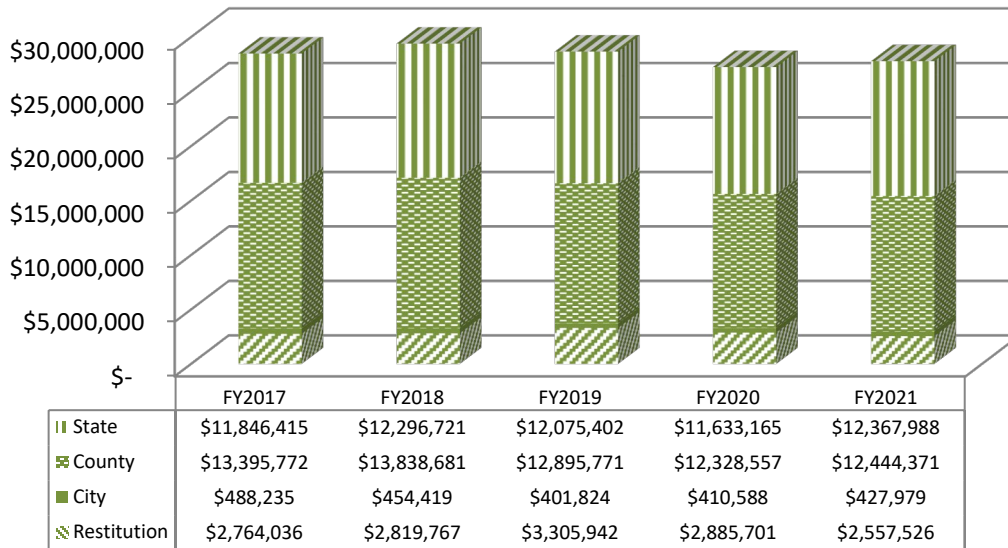


Table 7. CLERK OF COURT RECEIPTS AND DISBURSEMENTS COMPARISON

RECEIPTS \$\$\$	FY2017	FY2018	FY2019	FY2020	FY2021
ADULT COMPACT FEES	20,200	21,250	21,930	20,217	18,273
ALIMONY	562	12	612	12	12
CASH FEES	956,175	944,027	928,463	920,437	918,260
CHILD SUPPORT *	20,800	6,850	8,956	6,380	20,471
CITY COSTS	6,116	7,331	5,686	6,980	6,285
CITY FINES	746,866	666,878	608,109	615,890	651,165
CITY FORFEITURES	426	-	421	153	-
CITY PENALTIES	7,364	6,032	4,284	6,869	3,241
CIVIL PASS THROUGH	391,507	15,448	192,155	12,144	1,916
CIVIL PENALTIES	300	150	-	55	5,673
COLLECTIONS AGENCY PASS THROUGH	31,761	24,848	20,909	34,115	19,964
COUNTY COSTS	586,535	641,192	604,614	614,894	624,329
COUNTY FINES	10,043	10,012	5,600	6,107	6,702
COUNTY FORFEITURES	1,775	6,490	1,800	1,710	2,450
COUNTY PENALTIES	435	217	260	240	571
COURT APPOINTED ATTORNEY FEES **	1,867,401	1,825,949	1,728,802	1,686,367	1,577,627
DIVORCE FEES	121,500	117,400	124,950	119,100	122,800
DOMESTIC ABUSE SURCHARGE	14,889	15,170	13,742	14,576	16,600
DRAW DOWN ACCOUNTS	4,824,266	5,466,796	5,979,049	5,773,131	6,340,119
DRUG CONTROL FEE	115,434	128,992	140,943	134,117	103,183
DRUG TEST FEES AND MONITORING FEES	14,231	14,070	12,451	8,552	5,593
DUI COST	192,450	213,468	195,607	193,505	185,603
INTEREST-BEARING TRUST FUNDS	257	237,473	71	1,043,593	552
LAW LIBRARY FEES	158,205	140,507	139,701	139,679	135,310
LIQUIDATED COSTS	4,022,346	3,976,940	3,654,420	3,288,225	4,115,047
MARRIAGE FEES	12,450	10,480	9,660	7,300	6,940
CHILD SUPPORT MODIFICATION FEES	59,830	111,525	121,050	112,632	107,126
NSF CHECK CHARGES	6,008	4,315	4,229	2,821	2,510
OTHER-OVERPAYMENTS	21,578	16,193	23,015	29,470	33,610
PASSPORT FEES	18,303	17,955	23,275	13,405	9,415
PETTY OFFENSE	219,537	313,371	267,804	212,498	249,302
POSTAGE (SMALL CLAIMS)	302,259	229,991	243,579	242,988	239,615
POSTED BONDS	8,742,973	12,427,217	8,184,533	7,871,342	12,545,786
RESTITUTION	2,677,026	2,795,723	3,056,942	2,669,530	2,673,607
SEARCH FEE - LEOTF	956,945	1,020,138	1,094,720	1,087,404	1,194,775
SFPD - DRUG FEE	27,124	22,318	34,261	22,288	23,192
STATE COSTS	97,811	65,308	65,811	80,382	84,902
STATE FINES	7,971,397	8,132,943	7,665,881	7,016,550	7,289,914
STATE FORFEITURES	449,867	430,369	414,050	388,980	358,755
STATE PENALTIES	876,137	834,609	778,446	782,307	1,014,578
SURCHARGE-COURT AUTOMATION	6,288,250	6,512,608	6,523,806	6,295,013	6,654,278
SURCHARGE-VICTIM COMPENSATION	247,257	245,067	398,829	391,559	415,087
TRUST FUND	13,976	318,970	91,170	2,143	721,057
TOTAL RECEIVED \$\$\$	\$43,100,570	\$47,996,603	\$43,394,593	\$41,875,662	\$48,506,195
DISBURSEMENTS \$\$\$	FY2017	FY2018	FY2019	FY2020	FY2021
ALIMONY	562	12	612	12	12
BOND REFUNDS (Converted Bonds, Odyssey)	8,591,690	11,112,930	9,930,398	7,666,101	7,733,397
CHILD SUPPORT *	20,800	6,850	8,956	6,380	20,471
CIVIL PASS THROUGH	220,264	77,463	287,141	25,744	2,559
COLLECTION AGENCY PASS THROUGH	26,464	26,710	22,340	31,258	22,589
DRAW DOWN ACCOUNTS	4,783,247	5,352,582	5,234,567	5,770,754	6,273,708
INTEREST-BEARING TRUST FUNDS	-	230,260	689,245	7,501	1,039,407
OVERPAYMENTS	22,552	16,724	20,761	27,996	36,461
REMIT TO SIOUX FALLS POLICE DEPARTMENT	25,712	22,255	33,425	23,184	22,478
REMITTED TO ATTORNEY GENERAL (DRUG FUND)	118,545	128,152	138,361	135,546	105,643
REMITTED TO CITY	488,235	454,419	401,824	410,588	427,979
REMITTED TO COUNTY	13,395,772	13,838,681	12,895,771	12,328,557	12,444,371
REMITTED TO STATE	11,846,415	12,296,721	12,075,402	11,633,165	12,367,988
RESTITUTION	2,764,036	2,819,767	2,907,107	2,885,701	2,557,526
SMALL CLAIMS POSTAGE	238,981	236,519	239,885	243,416	240,673
TRUST FUND	27,003	-	221,141	174,325	609,665
TOTAL DISBURSED \$\$\$	\$42,570,276	\$46,620,045	\$45,106,938	\$41,370,226	\$43,904,926

* Reduction in Child Support collection reflect statutory changes shifting collection responsibilities to Department of Social Services effective October 1, 1998.

** Court Appointed Attorney Fees included on this page include only those amounts collected by the Unified Judicial System. These amounts do not include payments made directly to county auditors or treasurers, city collection agents, or sums recovered by counties pursuant to a statutory lien.