

RECEIPTS

Chart 8 below shows various types of receipts for the past five fiscal years. (See Appendix A for definitions of receipt categories or the UJS website for further receipt information by county and circuit).

Chart 8. Court-Appointed Attorney Fees, Cash Fees and Restitution Receipts

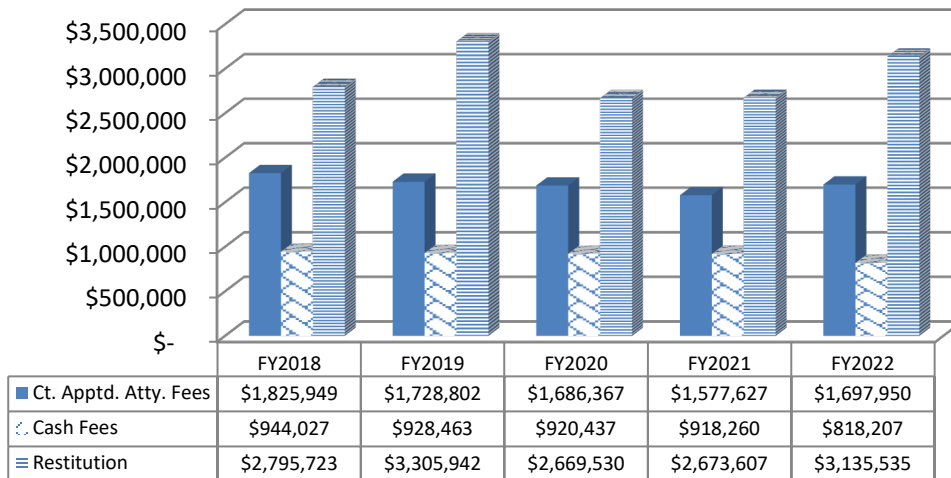
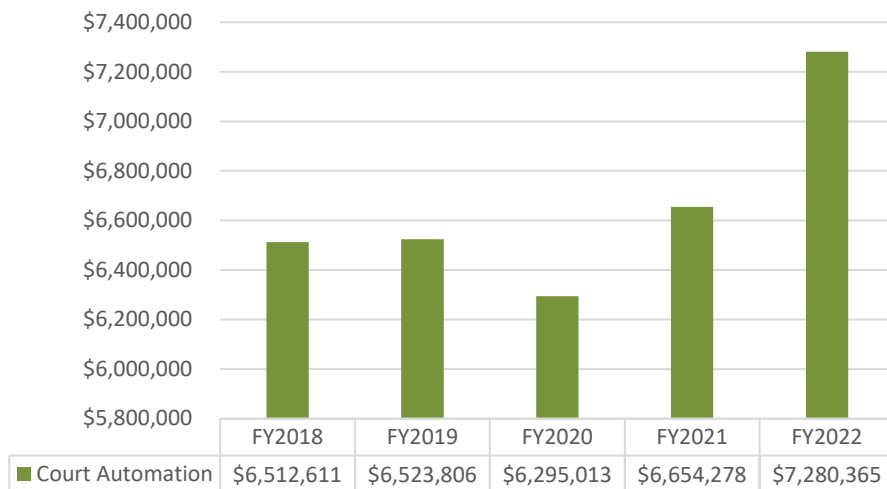


Chart 9 below shows court automation receipts for the past five fiscal years. Court Automation is a surcharge assessed on all criminal prosecutions and civil actions to fund court automation costs.

Chart 9. Court Automation Receipts



DISBURSEMENTS

Charts on this page illustrate the volume of receipts disbursed by clerks of court.

Disbursements to cities are primarily city fines collected by the court system. The amount remitted to the cities is 65% of the total city fines, forfeitures, and penalties and 100% of city costs. The remaining 35% is remitted to the state general fund.

Disbursements to the state include liquidated costs and the 35% of city fines mentioned above.

Disbursements to counties include state fines - including funds returned to school districts in accordance with Article VIII, § 3, of the South Dakota Constitution - costs, forfeitures, and various fees for civil filings.

Chart 10. Select Revenue Disbursements

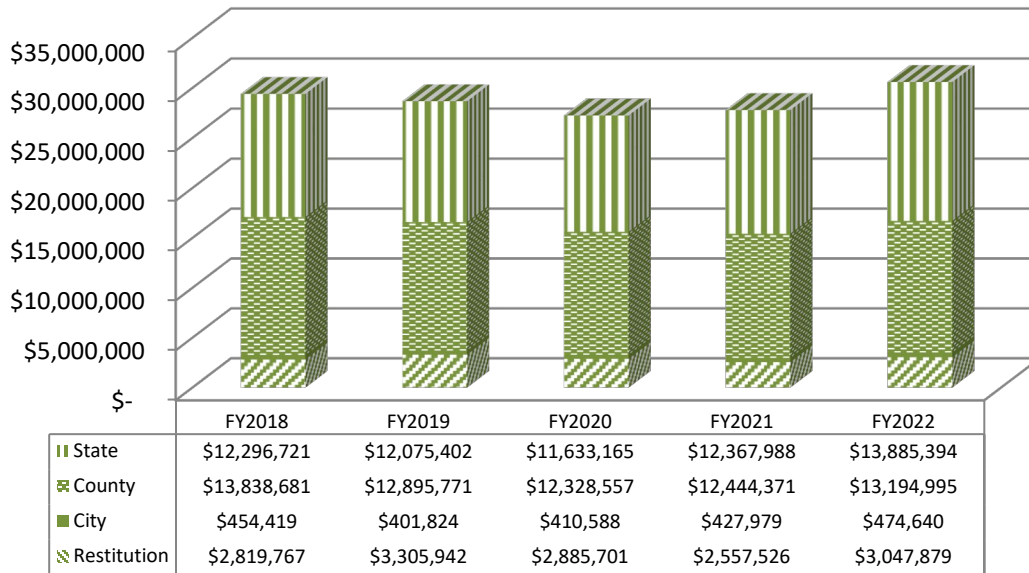


Table 6. CLERK OF COURT RECEIPTS AND DISBURSEMENTS COMPARISON

RECEIPTS \$\$\$	FY2018	FY2019	FY2020	FY2021	FY2022
ADULT COMPACT FEES	21,250	21,930	20,217	18,273	16,250
ALIMONY	12	612	12	12	774
CASH FEES	944,027	928,463	920,437	918,260	818,207
CHILD SUPPORT *	6,850	8,956	6,380	20,471	7,720
CITY COSTS	7,331	5,686	6,980	6,285	7,489
CITY FINES	666,878	608,109	615,890	651,165	618,808
CITY FORFEITURES	-	421	153	-	408
CITY PENALTIES	6,032	4,284	6,869	3,241	2,341
CIVIL PASS THROUGH	15,448	192,155	12,144	1,916	3,695
CIVIL PENALTIES	150	-	55	5,673	4,212
COLLECTIONS AGENCY PASS THROUGH	24,848	20,909	34,115	19,964	18,638
COUNTY COSTS	641,192	604,614	614,894	624,329	659,103
COUNTY FINES	10,012	5,600	6,107	6,702	9,190
COUNTY FORFEITURES	6,490	1,800	1,710	2,450	500
COUNTY PENALTIES	217	260	240	571	1,158
COURT APPOINTED ATTORNEY FEES **	1,825,949	1,728,802	1,686,367	1,577,627	1,697,950
DIVORCE FEES	117,400	124,950	119,100	122,800	117,600
DOMESTIC ABUSE SURCHARGE	15,170	13,742	14,576	16,600	15,873
DRAW DOWN ACCOUNTS	5,466,796	5,979,049	5,773,131	6,340,119	7,400,086
DRUG CONTROL FEE	128,992	140,943	134,117	103,183	96,162
DRUG TEST FEES AND MONITORING FEES	14,070	12,451	8,552	5,593	10,952
DUI COST	213,468	195,607	193,505	185,603	205,232
INTEREST-BEARING TRUST FUNDS	237,473	71	1,043,593	552	37,385
LAW LIBRARY FEES	140,507	139,701	139,679	135,310	122,983
LIQUIDATED COSTS	3,976,940	3,654,420	3,288,225	4,115,047	4,413,186
MARRIAGE FEES	10,480	9,660	7,300	6,940	8,760
CHILD SUPPORT MODIFICATION FEES	111,525	121,050	112,632	107,126	102,725
NSF CHECK CHARGES	4,315	4,229	2,821	2,510	2,143
OTHER-OVERPAYMENTS	16,193	23,015	29,470	33,610	38,093
PASSPORT FEES	17,955	23,275	13,405	9,415	14,175
PETTY OFFENSE	313,371	267,804	212,498	249,302	340,450
POSTAGE (SMALL CLAIMS)	229,991	243,579	242,988	239,615	198,890
POSTED BONDS	12,427,217	8,184,533	7,871,342	12,545,786	12,443,134
RESTITUTION	2,795,723	3,056,942	2,669,530	2,673,607	3,135,535
SEARCH FEE - LEOTF	1,020,138	1,094,720	1,087,404	1,194,775	1,383,315
SFPD - DRUG FEE	22,318	34,261	22,288	23,192	22,585
STATE COSTS	65,308	65,811	80,382	84,902	77,257
STATE FINES	8,132,943	7,665,881	7,016,550	7,289,914	7,633,263
STATE FORFEITURES	430,369	414,050	388,980	358,755	540,612
STATE PENALTIES	834,609	778,446	782,307	1,014,578	918,748
SURCHARGE-COURT AUTOMATION	6,512,608	6,523,806	6,295,013	6,654,278	7,280,365
SURCHARGE-VICTIM COMPENSATION	245,067	398,829	391,559	415,087	435,464
TRUST FUND	318,970	91,170	2,143	721,057	25,475
TOTAL RECEIVED \$\$\$	\$47,996,603	\$43,394,593	\$41,875,662	\$48,506,195	\$50,886,888
DISBURSEMENTS \$\$\$	FY2018	FY2019	FY2020	FY2021	FY2022
ALIMONY	12	612	12	12	762
BOND REFUNDS (Converted Bonds, Odyssey)	11,112,930	9,930,398	7,666,101	7,733,397	7,137,457
CHILD SUPPORT *	6,850	8,956	6,380	20,471	7,720
CIVIL PASS THROUGH	77,463	287,141	25,744	2,559	3,695
COLLECTION AGENCY PASS THROUGH	26,710	22,340	31,258	22,589	17,624
DRAW DOWN ACCOUNTS	5,352,582	5,234,567	5,770,754	6,273,708	7,329,095
INTEREST-BEARING TRUST FUNDS	230,260	689,245	7,501	1,039,407	37,383
OVERPAYMENTS	16,724	20,761	27,996	36,461	34,723
REMIT TO SIOUX FALLS POLICE DEPARTMENT	22,255	33,425	23,184	22,478	23,126
REMITTED TO ATTORNEY GENERAL (DRUG FUND)	128,152	138,361	135,546	105,643	97,425
REMITTED TO CITY	454,419	401,824	410,588	427,979	474,640
REMITTED TO COUNTY	13,838,681	12,895,771	12,328,557	12,444,371	13,194,995
REMITTED TO STATE	12,296,721	12,075,402	11,633,165	12,367,988	13,885,394
RESTITUTION	2,819,767	2,907,107	2,885,701	2,557,526	3,047,879
SMALL CLAIMS POSTAGE	236,519	239,885	243,416	240,673	201,998
TRUST FUND	-	221,141	174,325	609,665	65,652
TOTAL DISBURSED \$\$\$	\$46,620,045	\$45,106,938	\$41,370,226	\$43,904,926	\$45,559,568

* Reduction in Child Support collection reflect statutory changes shifting collection responsibilities to Department of Social Services effective October 1, 1998.

** Court Appointed Attorney Fees included on this page include only those amounts collected by the Unified Judicial System. These amounts do not include payments made directly to county auditors or treasurers, city collection agents, or sums recovered by counties pursuant to a statutory lien.