

RISK ASSESSMENT INSTRUMENT (RAI) DATA

July 15, 2015 through June 30, 2016

INTRODUCTION

2

- This PowerPoint contains information regarding the Risk Assessment Instruments (RAIs) completed between July 15, 2015 and June 30, 2016
- The RAIs were completed in one of the six assigned Intake Centers, and the data was compiled by the Statewide JDAI Coordinator
- The RAI data includes information regarding the youth who were not able to be released in the field based on Law Enforcement Officer's discretion
- The RAI data assists with identifying trends and gaps in services both on a local and a state level in addition to identifying areas where digging deeper into the data would be beneficial

RISK ASSESSMENT INSTRUMENT (RAI) TIMELINE

3

January 23,
2012

- Minnehaha County and Pennington County began using the RAI for all juvenile intake decisions

September
3, 2013

- Lincoln County began using the RAI for all juvenile intake decisions

January 13,
2015

- A Supreme Court Rules Hearing was held relating to the adoption of a new rule regarding the use of the RAI statewide. The Rule was adopted on this date to become effective July 1, 2015
(*Supreme Court Rule 15-14*)

January to
June 2015

- Presiding Judges in all 7 Judicial Circuits appointed Intake Officers to fulfill the intake function
- Statewide Coordinator trained all newly appointed Intake Officers across the state
- A data template was created to house all RAI information for the new counties implementing the RAI

July 1, 2015

- The South Dakota RAI was implemented in the remaining 63 Counties that had not already been utilizing the RAI for all juvenile intake decisions
- Launched the RAI data template to incorporate quality assurance

RISK ASSESSMENT INSTRUMENT (RAI)

OVERVIEW

4

- The Intake Centers are located in:
 - ▣ Beadle County, Brown County, Codington County (started in September 2015), Hughes County, Minnehaha County, and Pennington County
- Between July 15, 2015 and June 30, 2016, a total of **2,098 RAIs** were completed in the State of South Dakota
 - ▣ Of those 2,098 RAIs, **1563** (or **74.5%**) were completed for the youth residing in the three counties (Minnehaha County, Lincoln County, and Pennington County) who have already been implementing the core strategies of JDAI, and **535** (or **25.5%**) were completed in the 63 counties where the JDAI core strategies have not yet been implemented

TOTAL NUMBER OF RAIs COMPLETED BY INTAKE CENTER

5

Pennington Intake
Center

62

(excludes Pennington County
kids)

Beadle Intake
Center

18

Brown Intake
Center

150

Minnehaha
Intake Center

133

(excludes Minnehaha and
Lincoln County kids)

Hughes Intake
Center

119

Codington Intake
Center

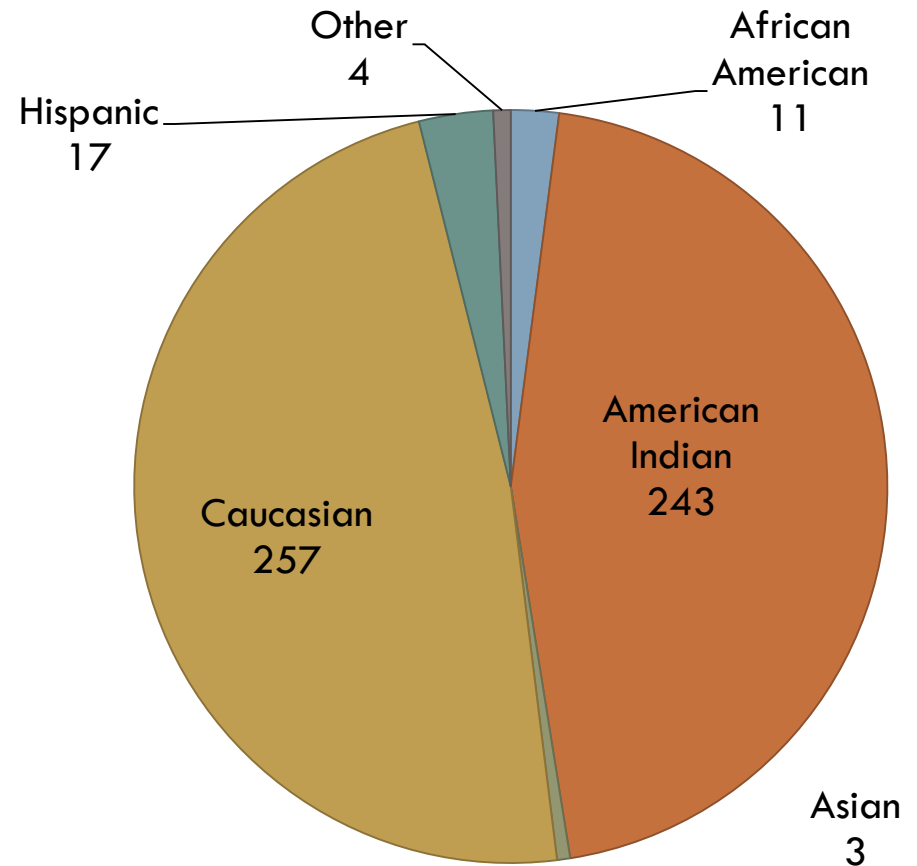
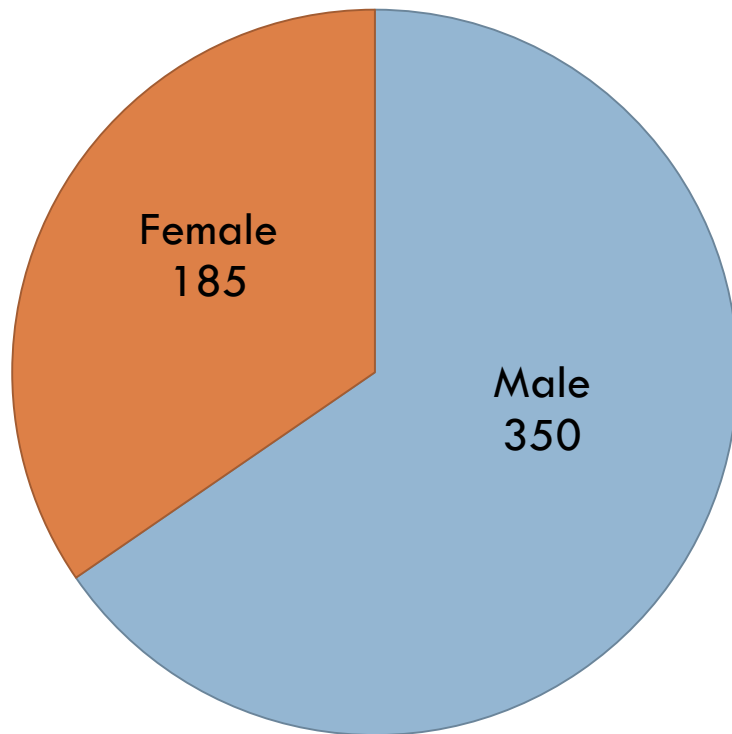
53

74.5% of the total RAIs were
completed for youth in
Minnehaha, Lincoln, and
Pennington Counties

The next slides **do not include**
information regarding the RAIs
completed for the youth residing
in Lincoln County, Minnehaha
County, and Pennington County

DEMOGRAPHICS

6



The Four Youth who have “Other” listed for Race include:

Asian/Caucasian/American Indian

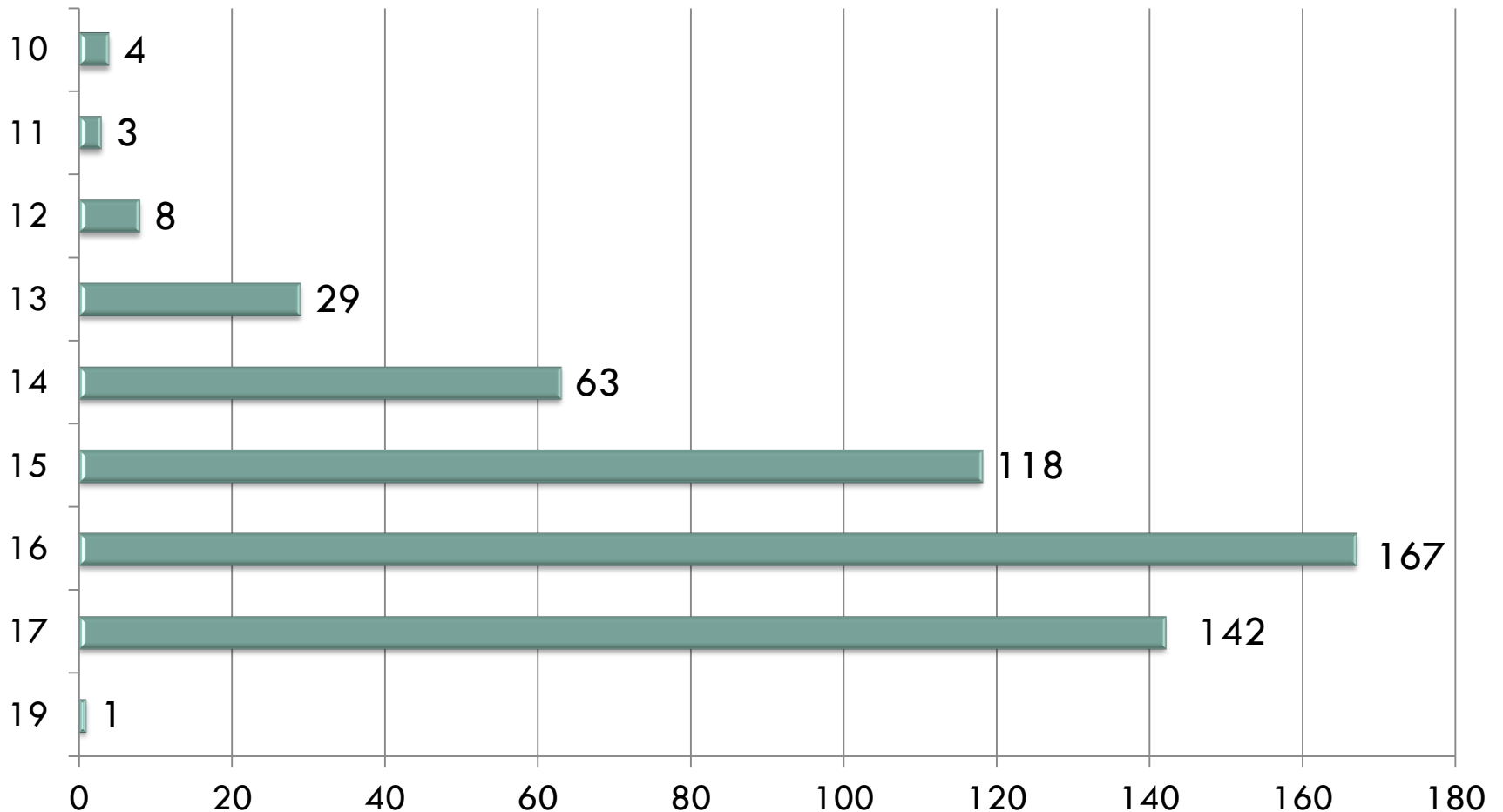
Bulgarian

Pacific Islander

Unknown

AGE OF YOUTH AT TIME OF RAI

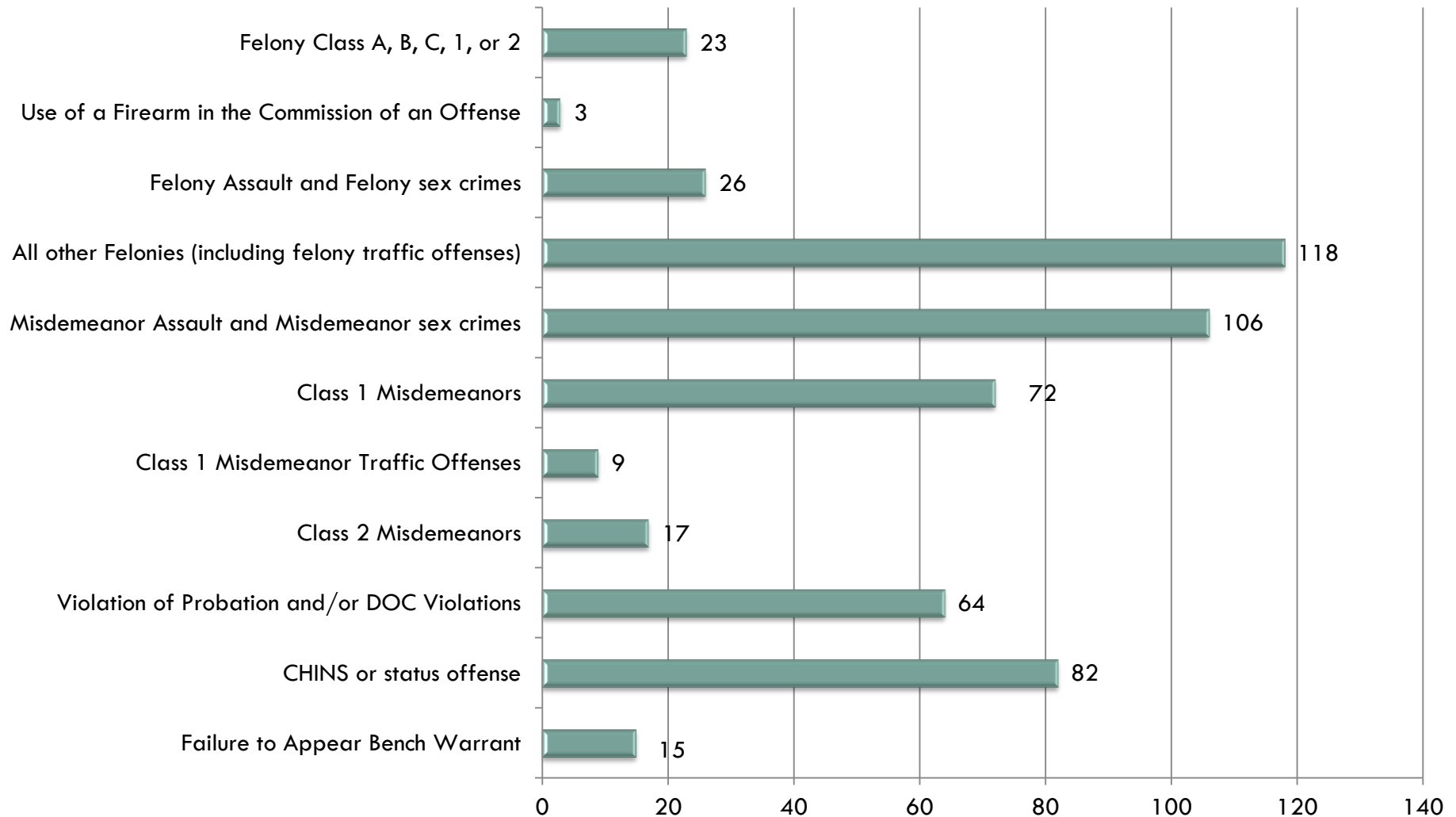
7



Combined One Year RAI data: 7/15/15 to 6/30/16 –535 RAIs

MOST SERIOUS OFFENSES – BY OFFENSE CATEGORY

8



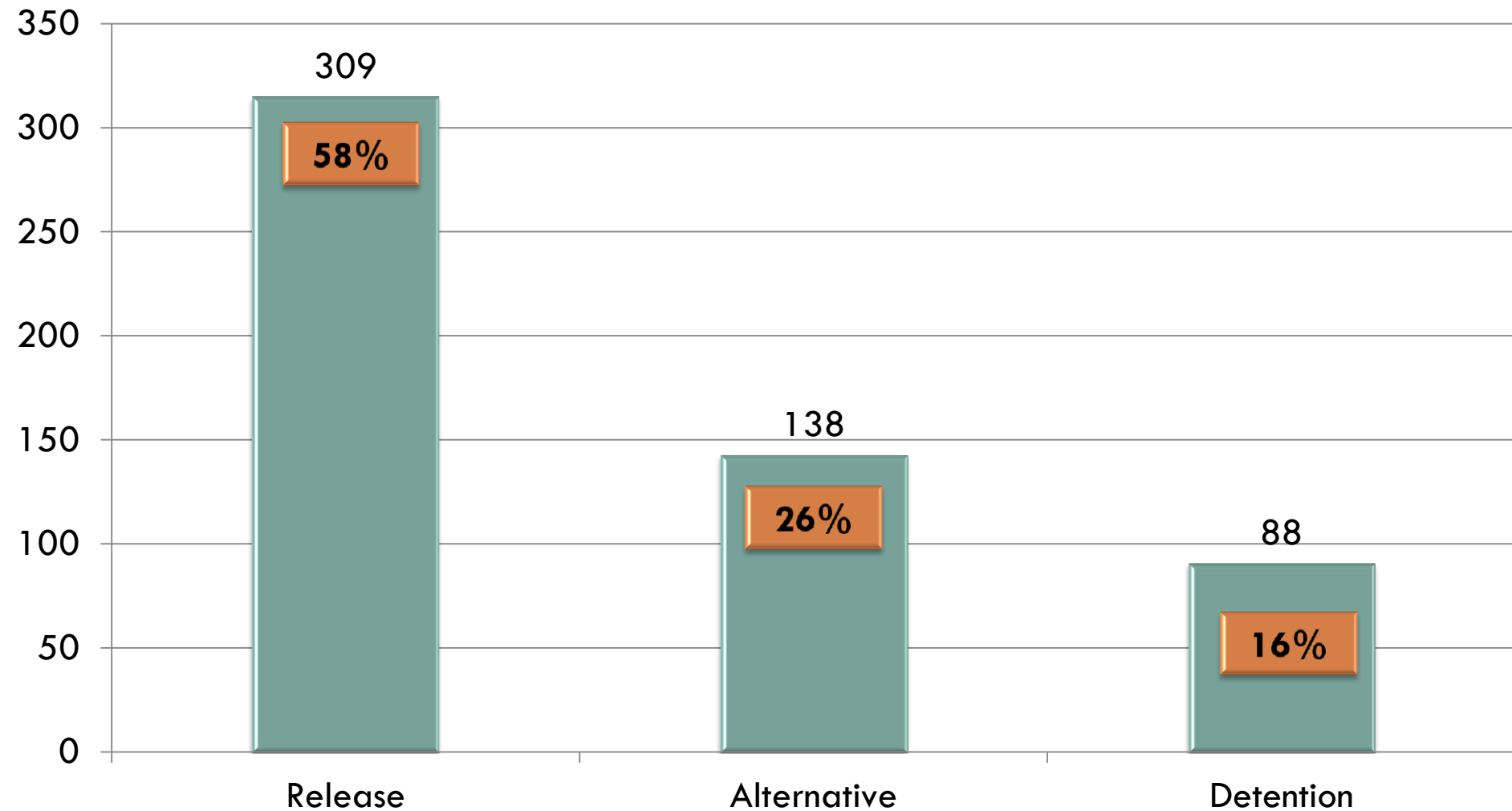
MOST SERIOUS OFFENSES – BY ACTUAL OFFENSE (TOP 11 CHARGES)

9

OFFENSE	TOTAL NUMBER	PERCENT OF TOTAL
Probation Violation	63	11.8%
Simple Assault Domestic Violence	57	10.7%
Runaway	56	10.5%
Simple Assault	37	7.1%
Ingesting	35	6.5%
Grand Theft	30	5.6%
Possession of a Controlled Substance	19	3.6%
Minor Consumption	19	3.6%
Possession of Marijuana 2 oz or less	16	3.0%
3rd Degree Burglary	15	2.8%
Aggravated Assault	14	2.6%

INDICATED RAI DECISION

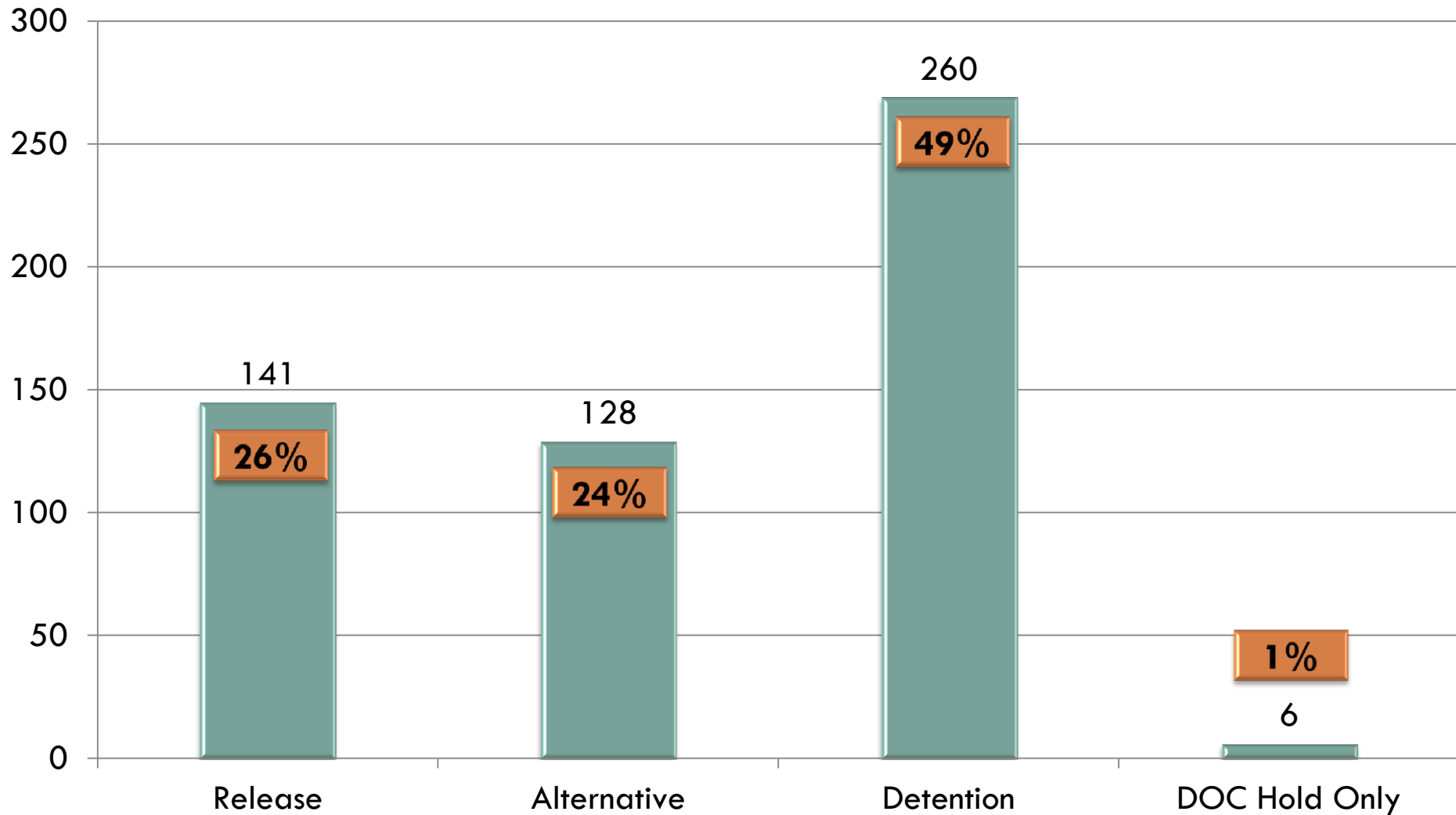
10



Combined One Year RAI data: 7/15/15 to 6/30/16 –535 RAIs

ACTUAL RAI DECISION

11



Combined One Year RAI data: 7/15/15 to 6/30/16 –535 RAIs

OVERRIDES

12

RAI OUTCOME	TOTAL NUMBER	PERCENTAGE
No Override Used (<i>Indicated matched Actual decision</i>)	245	45.8%
Override Down	26	4.9%
Override Up (<i>reasons listed below</i>)	258	48.2%
DOC Hold Only	6	1.1%

OVERRIDE UP REASONS	TOTAL NUMBER
Victim in the Home and there is an immediate safety concern	50
Run Risk	42
No Alternatives to Detention (ATD) available	39
Parent, Guardian or Custodian is not available or is not suitable to receive the child	22
Override due to Charges	21
Judicial Order	16
Failure to Appear Juvenile Warrant	10
Minor has failed a detention alternative program	10
Intake Decision	8
Unable to Pay Warrant	6
Incorrect Scoring	6
Other (<i>full list on next slide</i>)	28
TOTAL	258

OVERRIDES (CONTINUED)

13

“OTHER” OVERRIDE UP REASONS	TOTAL NUMBER
Minor held in Custody for Another Jurisdiction	5
Failure to comply with Court Services	5
Close Proximity of victim and there is an immediate safety concern	4
Arrest Warrant	4
Held to ensure youth’s safety	4
Separate from co-defendant	2
Failure to Appear Magistrate Warrant	2
Minor held pending referral to mental health/chemical dependency agency	2
TOTAL	28

RELEASE DECISION/OUTCOME

14

RAI OUTCOME	TOTAL NUMBER	PERCENT OF TOTAL
Released to Parent/Guardian/Custodian	139	26%
Hughes County Non-Secure Detention Center	66	12.3%
Minnehaha County Detention Center	51	9.5%
Brown County Detention Center	48	9%
Codington County Detention Center	48	9%
Roberts County Detention Center	38	7.1%
Western South Dakota Juvenile Services Center (Rapid City)	32	6%
Volunteers of America Shelter Care (Sioux Falls)	24	4.5%
Hughes County Detention Center	21	3.9%
Minnehaha County Non-Secure Detention Center	16	3%
Beadle County Detention Center	15	2.8%
Lutheran Social Services Arise Youth Center Shelter Care West (Rapid City)	13	2.4%
Lutheran Social Services New Beginnings Center Shelter Care (Aberdeen)	7	1.3%
Walworth County Detention Center	4	0.7%
Day County Detention Center	3	0.6%
Lutheran Social Services Arise Youth Center Shelter Care East (Sioux Falls)	2	0.4%
Law Enforcement Transport to Mental Health/Health Facility	2	0.4%

15

Beadle County Intake Center RAIs

July 15, 2015 through June 30, 2016

18 RAIs Completed

ASSIGNED COUNTIES

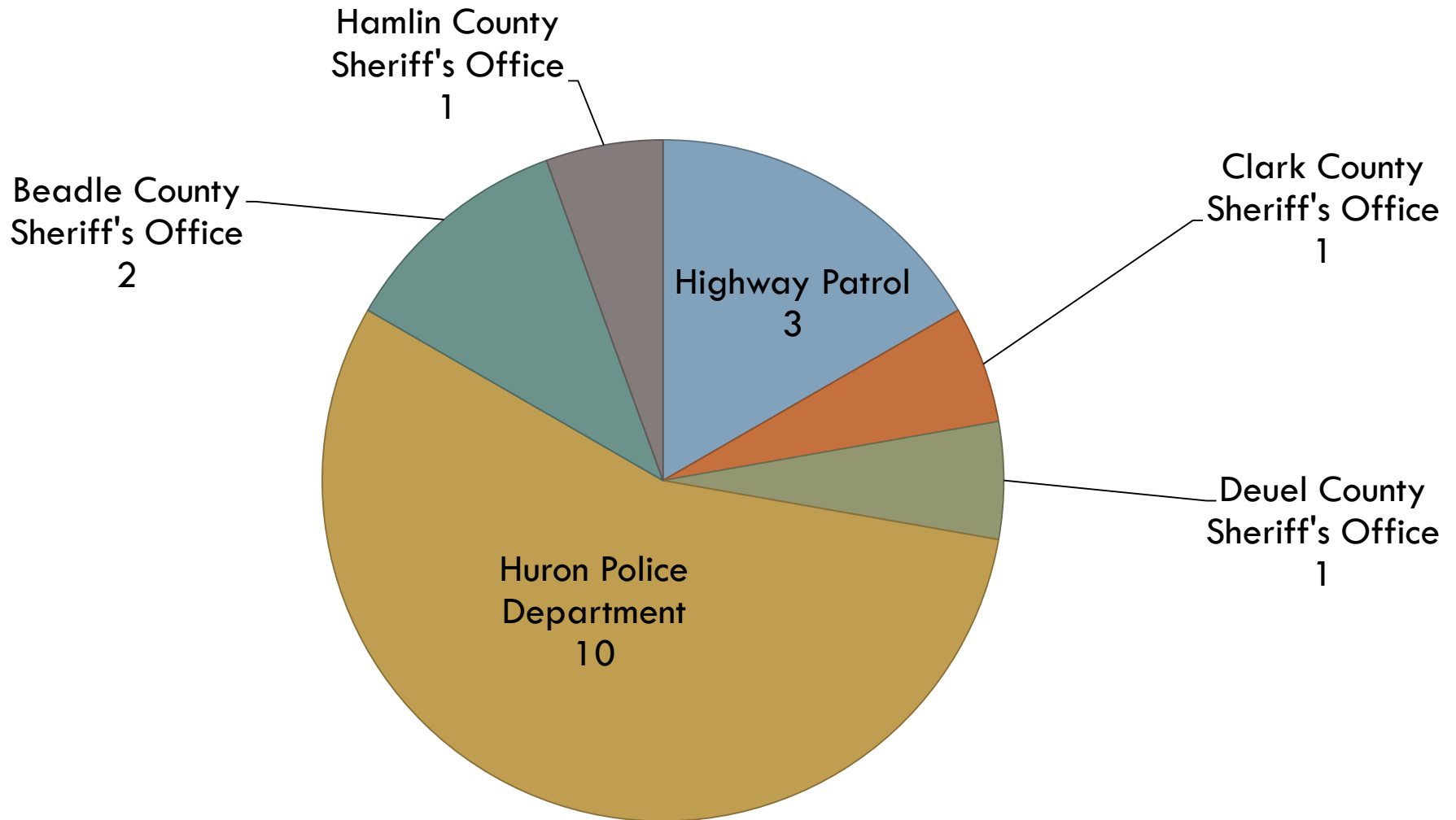
16

- ☐ Beadle
- ☐ Clark
- ☐ Deuel
- ☐ Grant
- ☐ Hamlin

- ☐ Hand
- ☐ Jerauld
- ☐ Kingsbury
- ☐ Sanborn

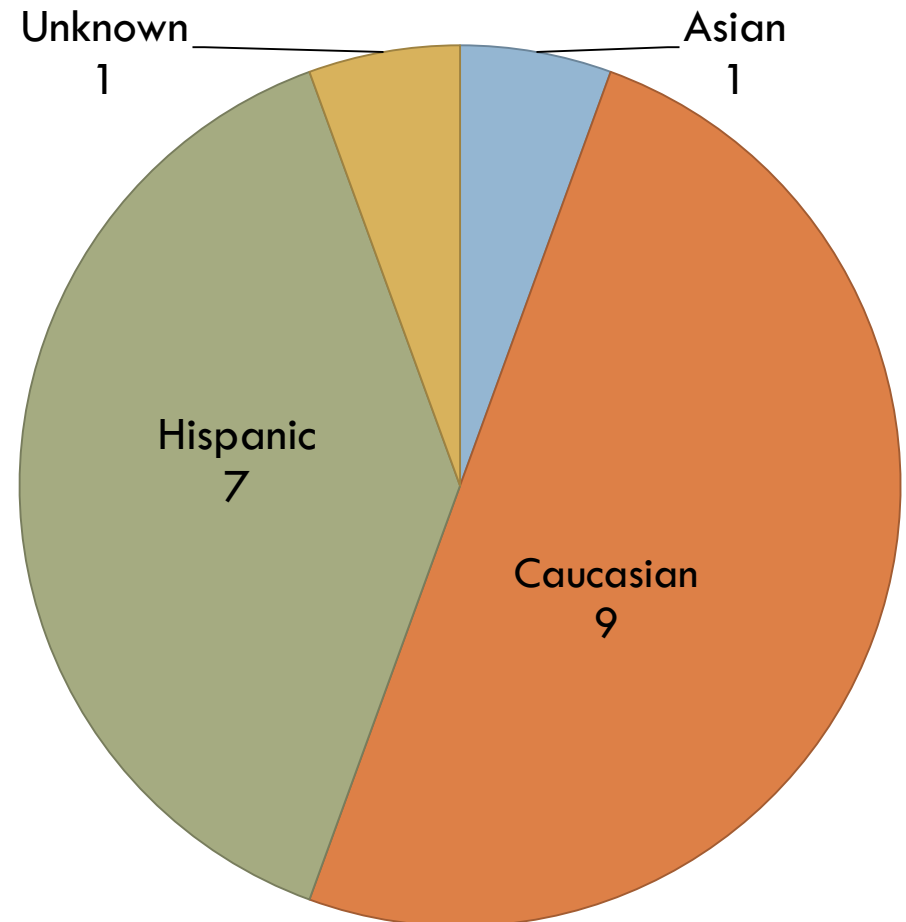
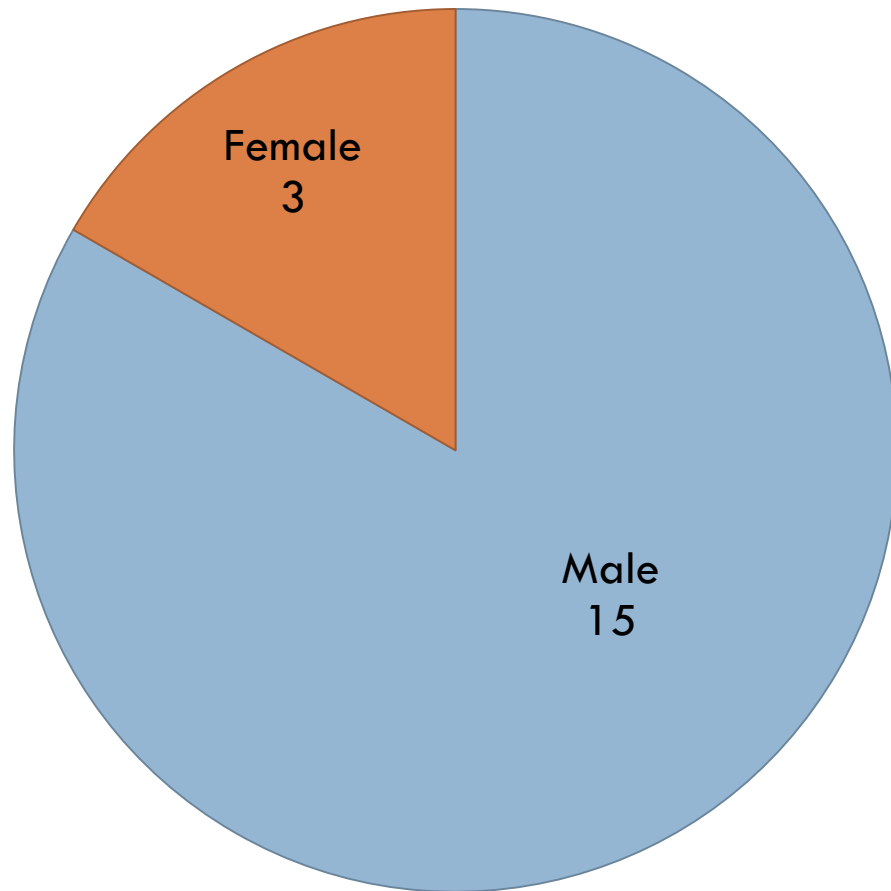
REFERRING ENTITY

17



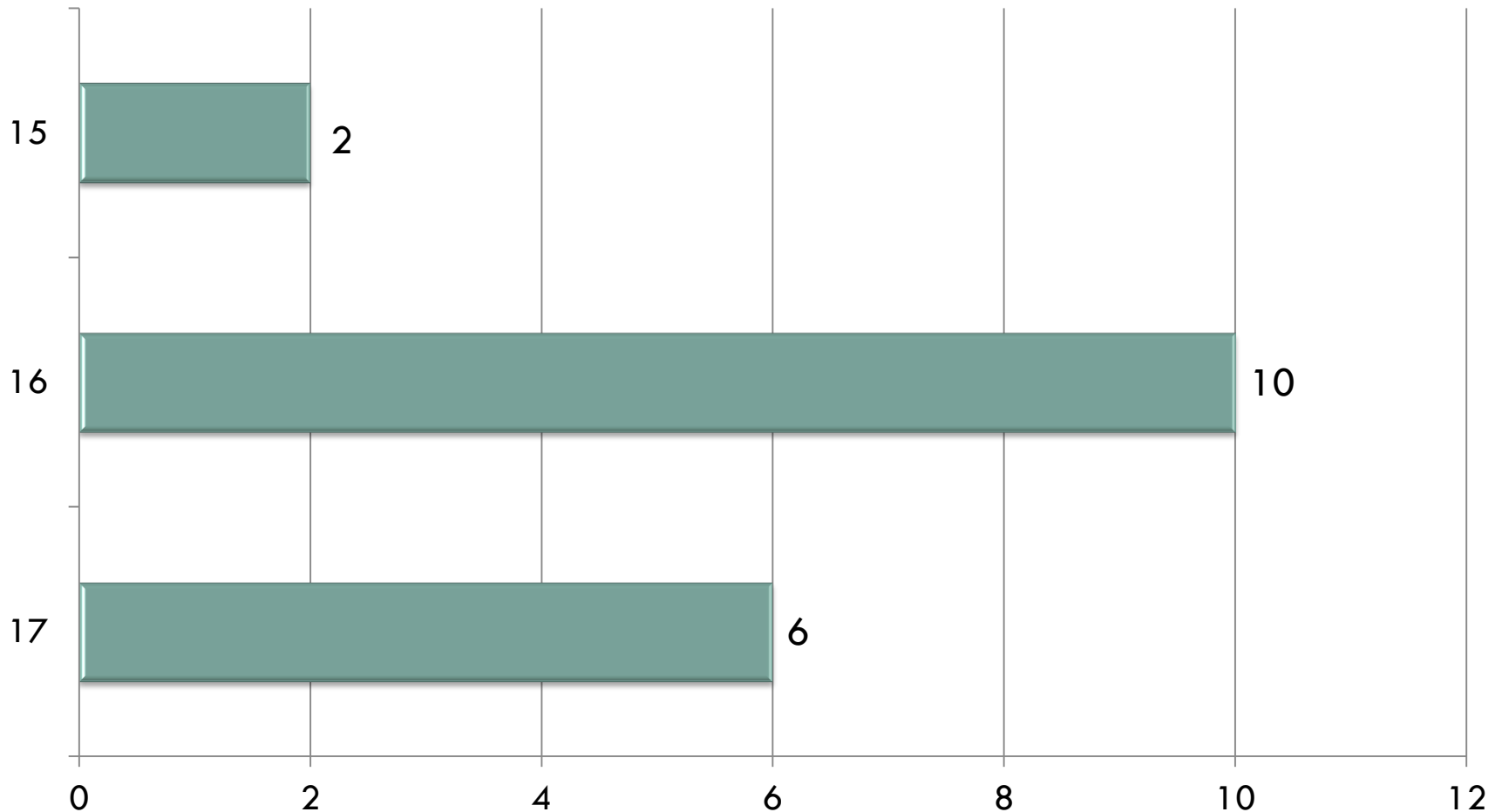
DEMOGRAPHICS

18



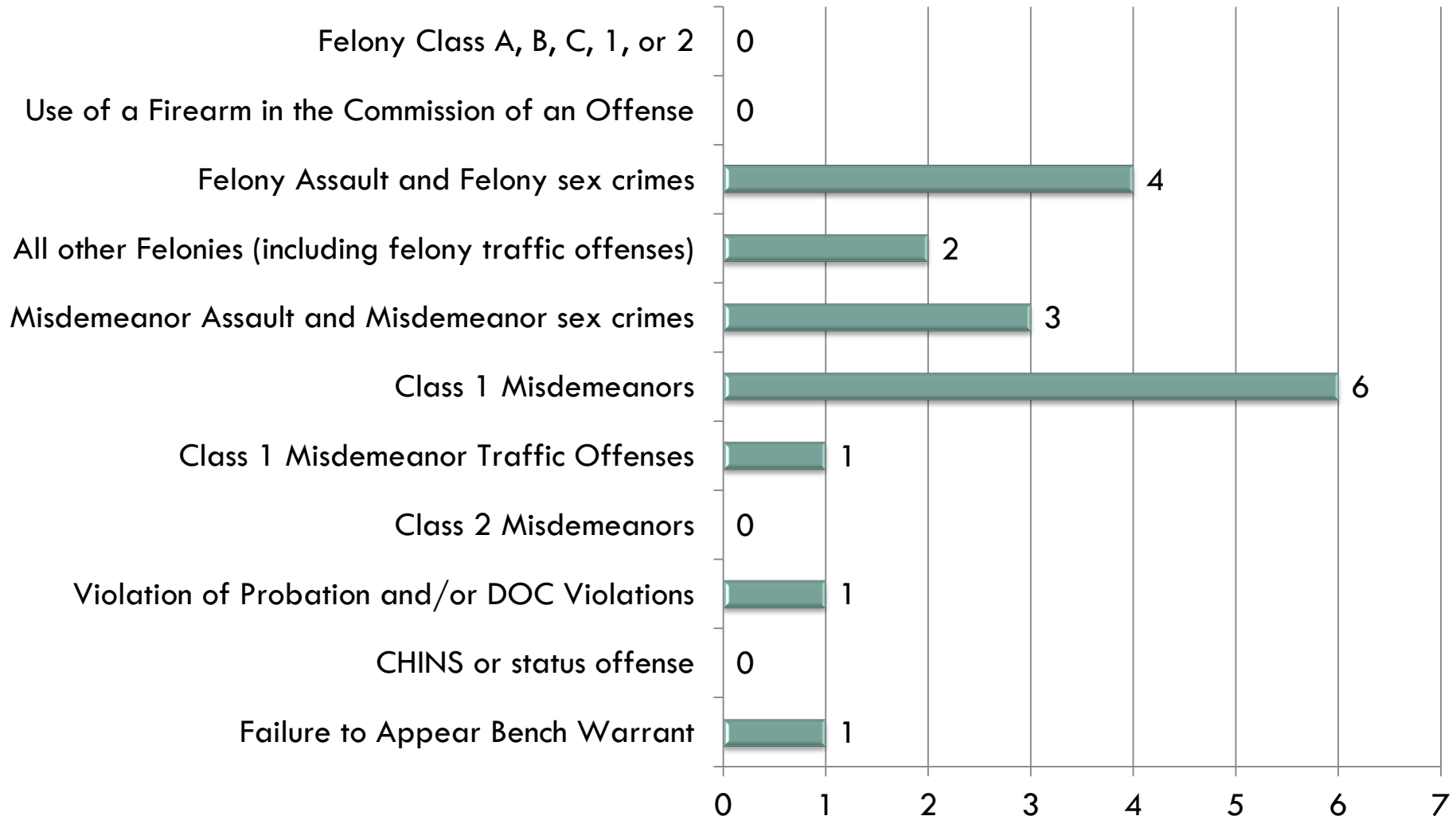
AGE OF YOUTH AT TIME OF RAI

19



MOST SERIOUS OFFENSES – BY OFFENSE CATEGORY

20



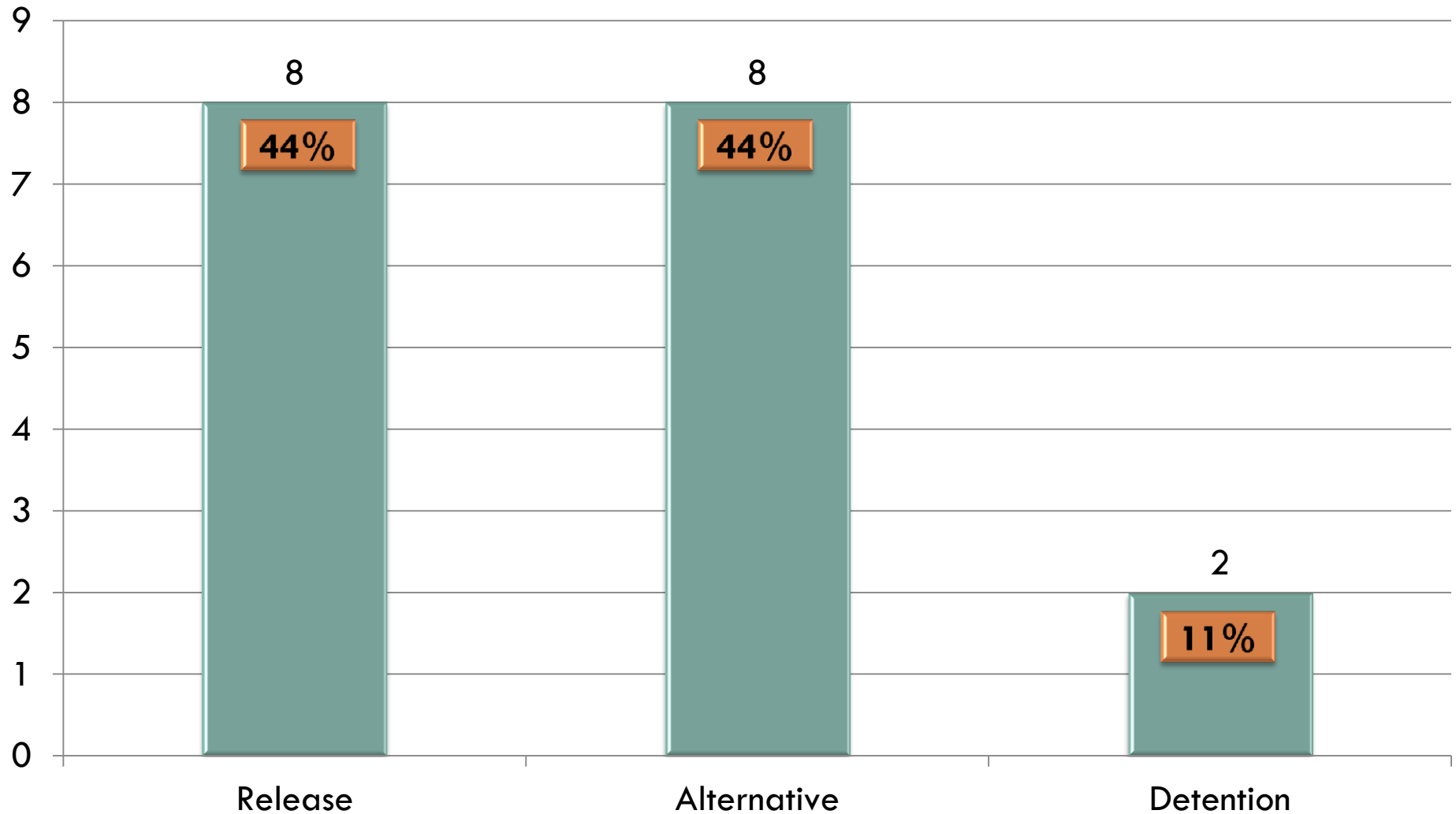
MOST SERIOUS OFFENSES – BY ACTUAL OFFENSE (INCLUDES ALL OFFENSES)

21

OFFENSE	TOTAL
First Degree DWI	1
3 rd Degree Burglary	1
3 rd Degree Intentional Damage to Property	1
Aggravated Assault	3
Criminal Entry of a Motor Vehicle	3
Disorderly Conduct	1
Failure to Appear Warrant	1
False Personation	1
Ingesting	1
Possession of a Forged Instrument	1
Possession of Child Pornography	1
Possession of Marijuana 2 oz. or Less	2
Probation Violation	1
Simple Assault	1
Simple Assault Domestic Violence	1

INDICATED RAI DECISION

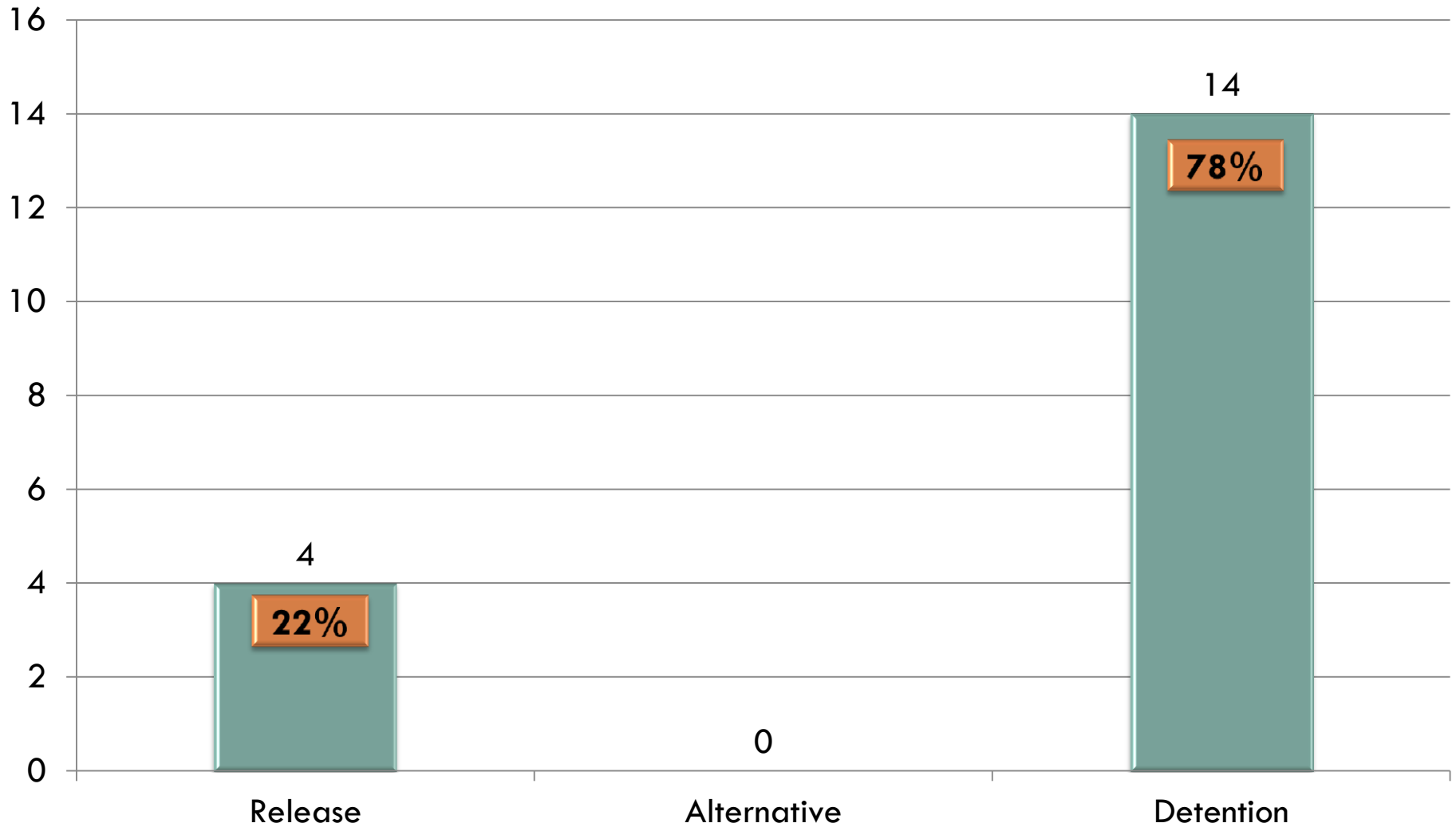
22



Beadle County One Year RAI data: 7/15/15 to 6/30/16 –18 RAIs

ACTUAL RAI DECISION

23



OVERRIDES

24

RAI OUTCOME	TOTAL NUMBER	PERCENTAGE
No Override Used (<i>Indicated matched Actual decision</i>)	4	22%
Override Down	2	11%
Override Up (<i>reasons listed below</i>)	12	67%

OVERRIDE UP REASONS	TOTAL NUMBER
Parent, Guardian, Custodian not available or not suitable	2
Victim in the home and there is an immediate safety concern	2
Failure to Appear Juvenile Warrant	1
Other – No Alternative to Detention Placement Available	5
Other – Failure to comply with Court Services	1
Other – Override due to charges	1
TOTAL	12

RELEASE DECISION/OUTCOME

25

RAI OUTCOME	TOTAL NUMBER	PERCENT OF TOTAL
Released to Parent/Guardian/Custodian	4	22%
Beadle County Detention Center	12	67%
Codington County Detention Center	2	11%

26

Brown County Intake Center RAIs

July 15, 2015 through June 30, 2016

150 RAIs Completed

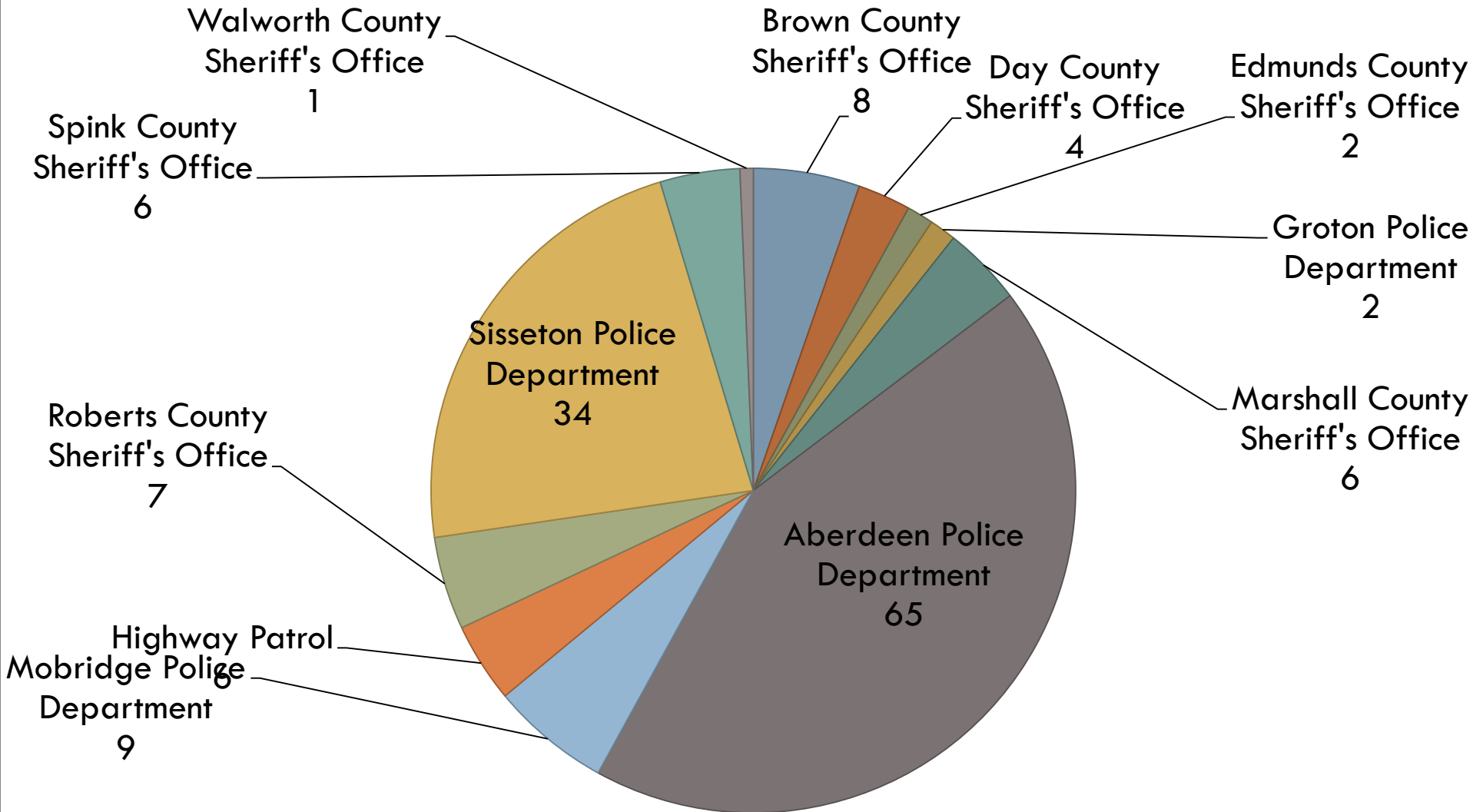
ASSIGNED COUNTIES

27

- ☐ Brown
- ☐ Campbell
- ☐ Day
- ☐ Edmunds
- ☐ Faulk
- ☐ Marshall
- ☐ McPherson
- ☐ Roberts
- ☐ Spink
- ☐ Walworth

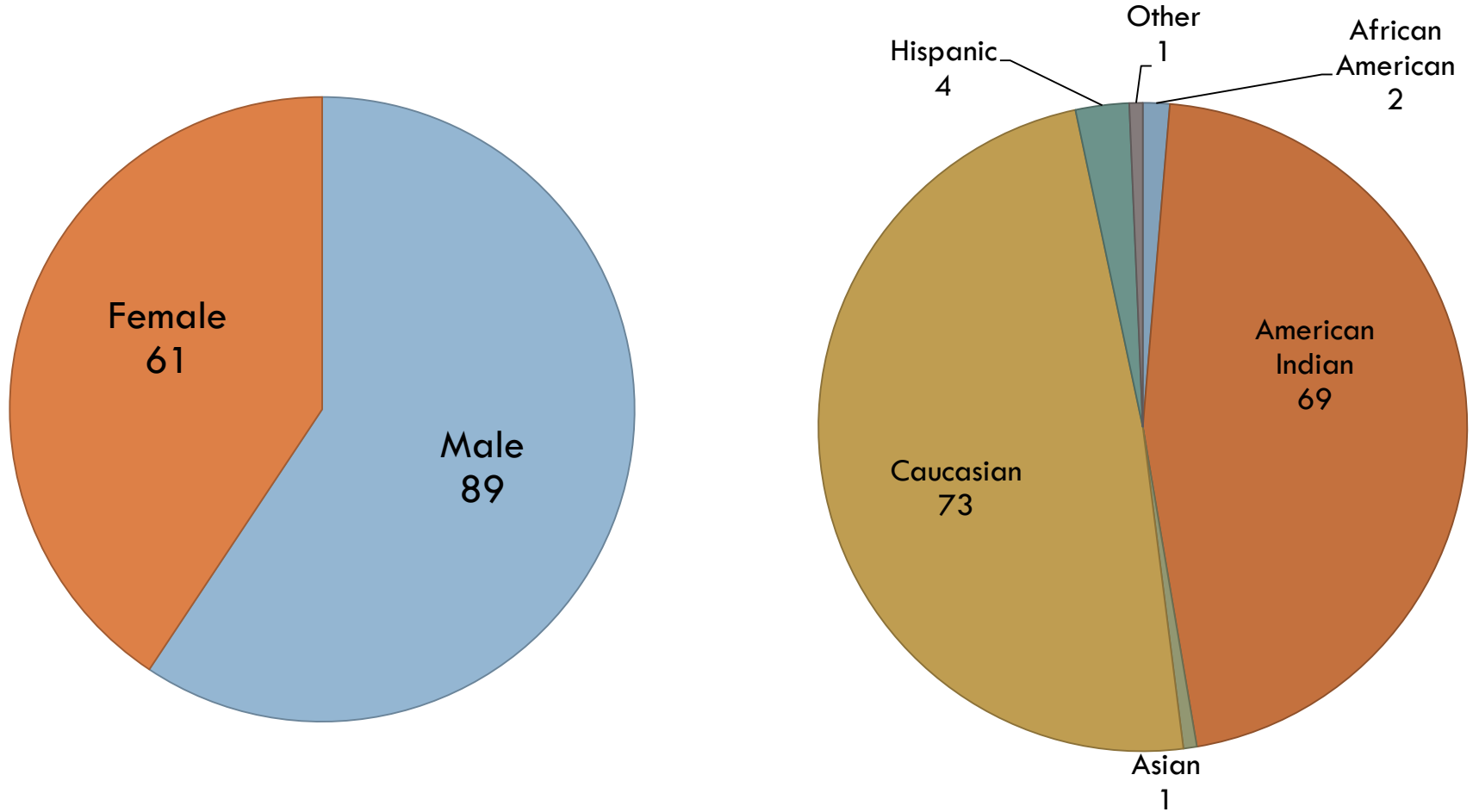
REFERRING ENTITY

28



DEMOGRAPHICS

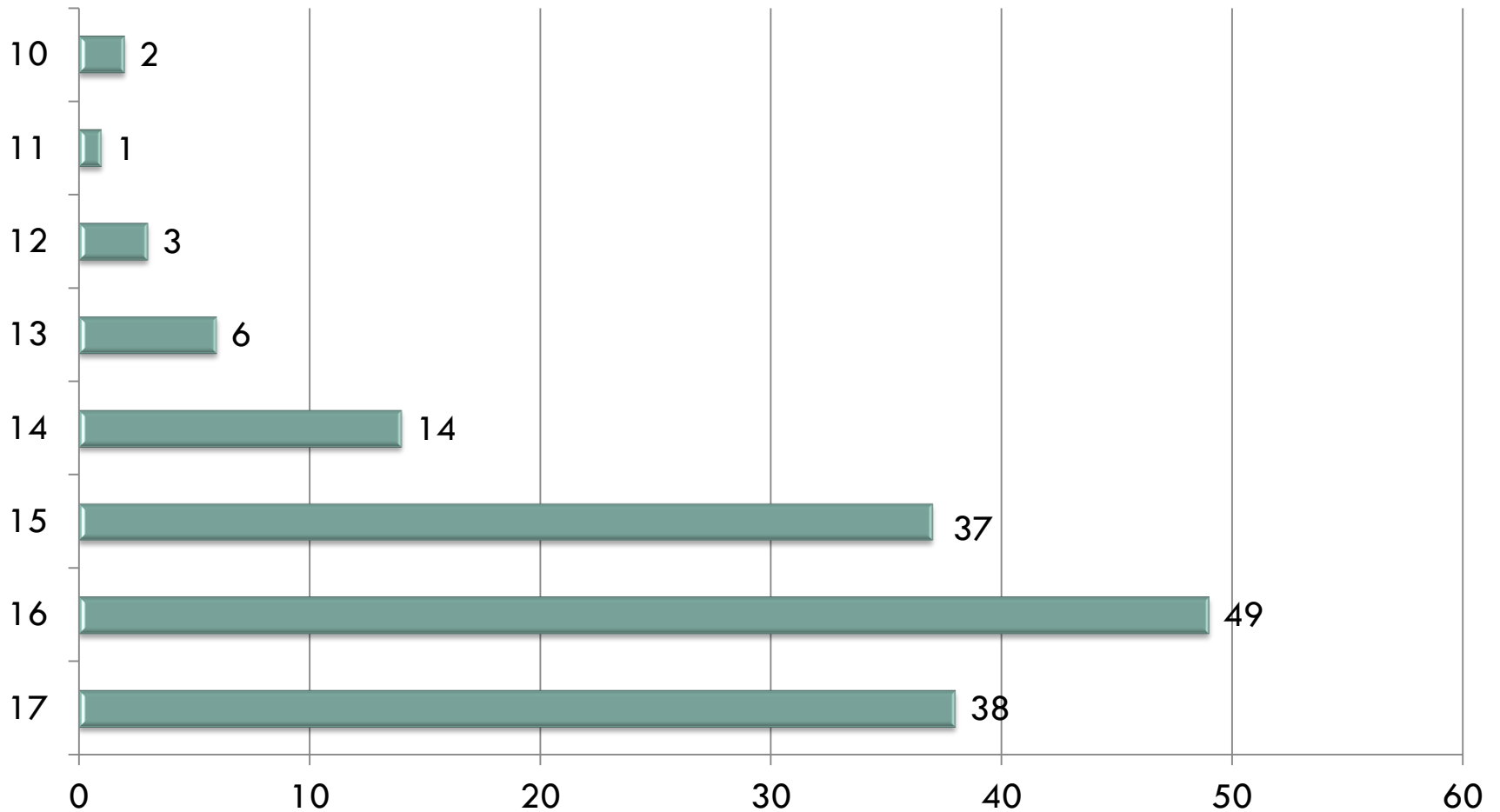
29



"Other" includes:
One Bulgarian Youth

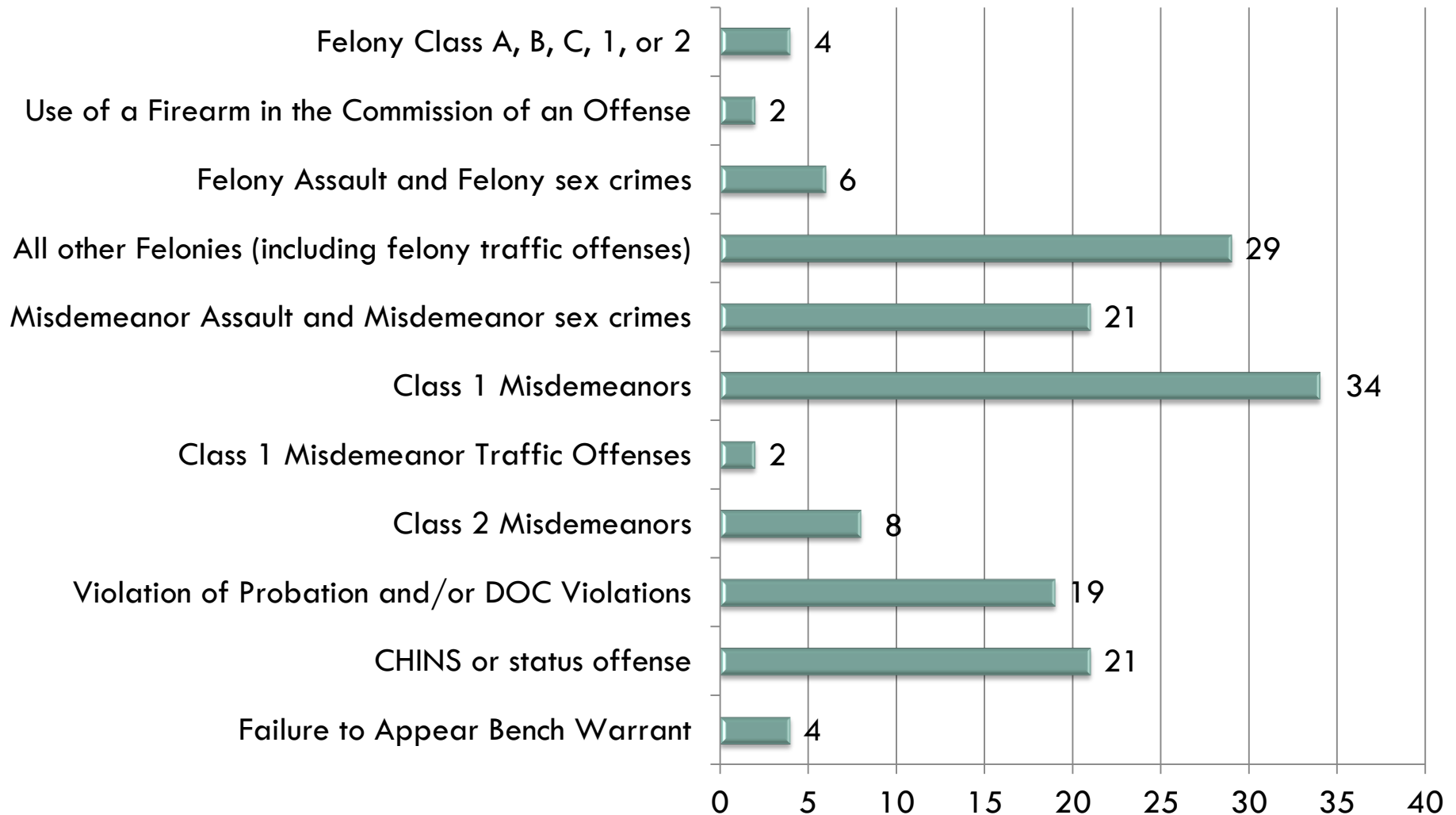
AGE OF YOUTH AT TIME OF RAI

30



MOST SERIOUS OFFENSES – BY OFFENSE CATEGORY

31



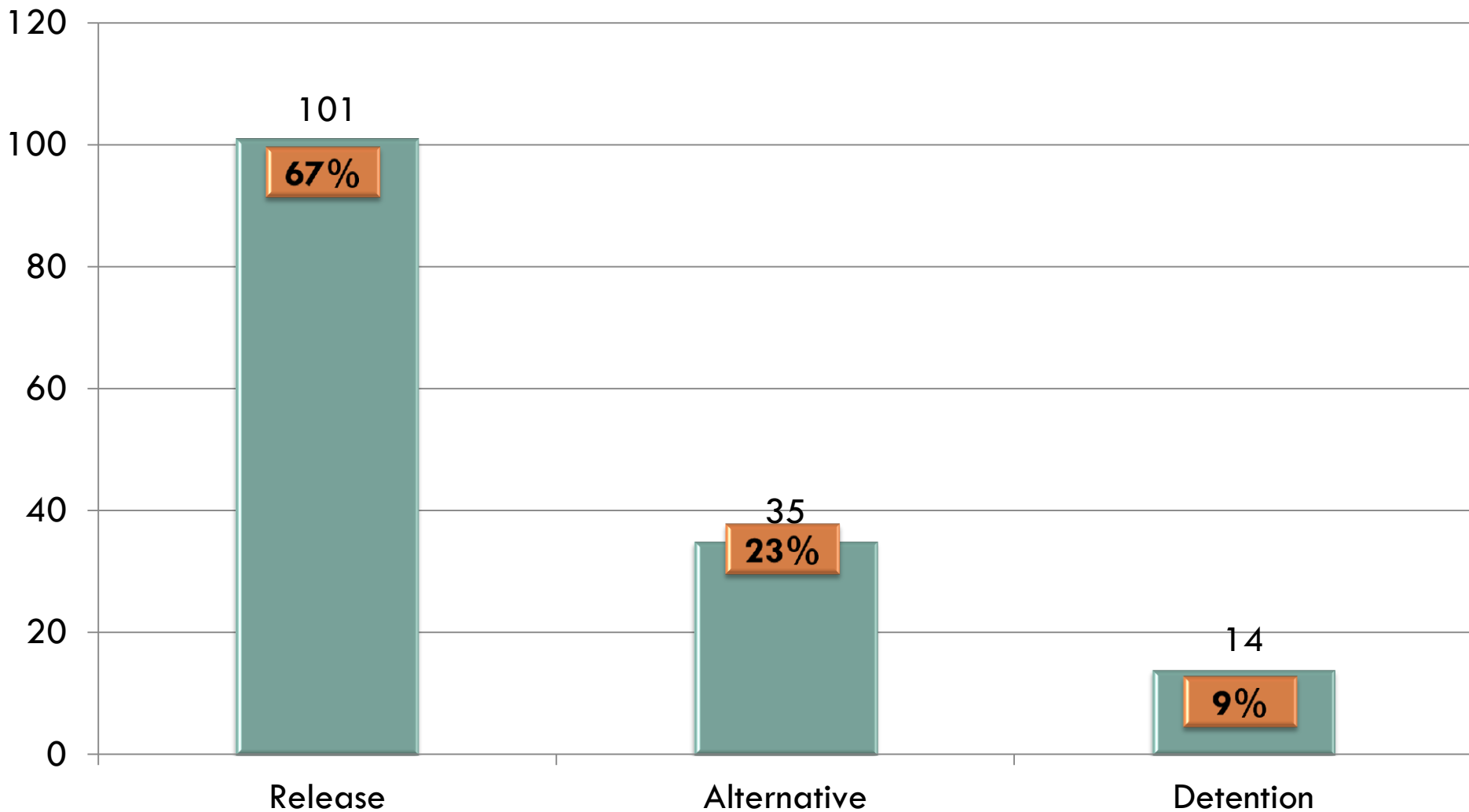
MOST SERIOUS OFFENSES – BY ACTUAL OFFENSE (TOP 12 OFFENSES)

32

OFFENSE	TOTAL NUMBER	PERCENT OF TOTAL
Probation Violation	18	12.0%
Runaway	17	11.3%
Ingesting	15	10.0%
Simple Assault	12	8.0%
Possession of Marijuana 2 oz. or less	8	5.3%
Simple Assault Domestic Violence	8	5.3%
Grand Theft	6	4.0%
Possession of a Controlled Substance	5	3.3%
False Personation	4	2.7%
Failure to Appear Warrant	4	2.7%
Minor Consumption	4	2.7%
Possession of Drug Paraphernalia	3	2.0%

INDICATED RAI DECISION

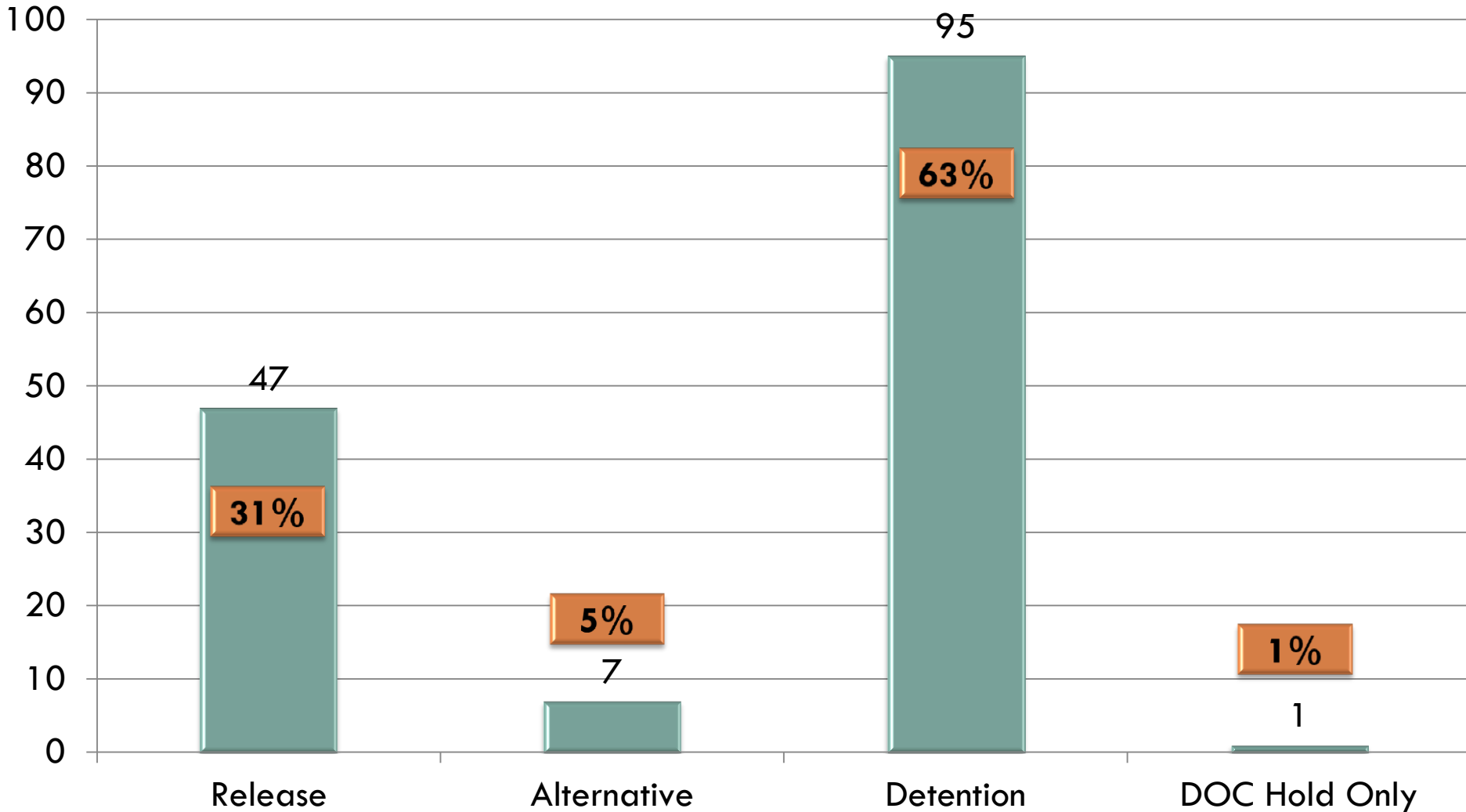
33



Brown County One Year RAI data: 7/15/15 to 6/30/16 – 150 RAIs

ACTUAL RAI DECISION

34



OVERRIDES

35

RAI OUTCOME	TOTAL NUMBER	PERCENTAGE
No Override Used (<i>Indicated matched Actual decision</i>)	66	44.0%
Override Down	1	0.65%
Override Up (<i>reasons listed below</i>)	82	54.7%
DOC Hold Only	1	0.65%

OVERRIDE UP REASONS	TOTAL NUMBER
No Alternative to Detention (ATD) available	20
Victim in the home and there is an immediate safety concern	14
Run Risk	9
Minor has failed a detention alternative program	9
Parent, Guardian, or Custodian is not available or is not suitable to receive the child	7
Intake Decision	5
Unable to Pay Warrant	4
Override Due to Charges	4
Failure to Appear Juvenile Warrant	3
Close Proximity of victim and there is an immediate safety concern	2
Other (<i>full list on next slide</i>)	5
TOTAL	82

OVERRIDES (CONTINUED)

36

“OTHER” OVERRIDE UP REASONS	TOTAL NUMBER
Minor held in custody for another jurisdiction	2
Failure to Appear Magistrate Warrant	1
Held to ensure youth’s safety	1
Minor held pending referral to mental health/chemical dependency agency	1
TOTAL	5

RELEASE DECISION/OUTCOME

37

RAI OUTCOME	TOTAL NUMBER	PERCENT OF TOTAL
Brown County Detention Center	53	33.8%
Released to Parent/Guardian/Custodian	45	28.7%
Roberts County Detention Center	39	24.8%
Lutheran Social Services New Beginnings Center Shelter Care (Aberdeen)	7	4.5%
Walworth County Detention Center	6	3.8%
Day County Detention Center	3	1.9%
Law Enforcement Transport to Mental Health Facility	2	1.3%
Beadle County Detention Center	2	1.3%

38

Codington County Intake Center RAIs

September 1, 2015 through June 30, 2016

53 RAIs Completed

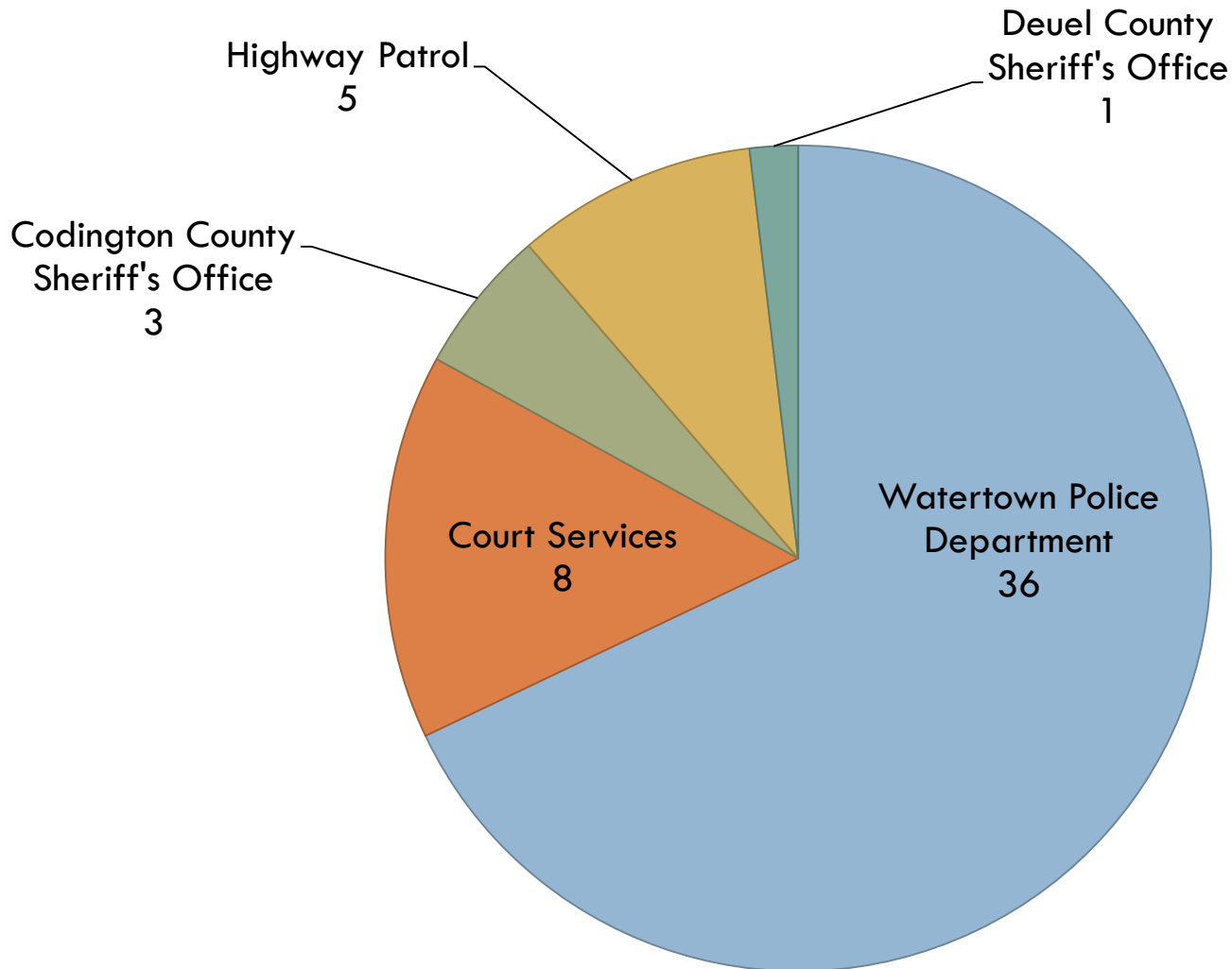
ASSIGNED COUNTIES

39

- From July 15, 2015 to August 31, 2015, Codington County was not an Intake Center
 - ▣ During this timeframe, all youth intakes were completed at the Minnehaha County Intake Center
 - *All RAIs completed within this timeframe are included in the Minnehaha County Intake Center data*
- On September 1, 2015, Codington County became an Intake Center for Codington County youth only

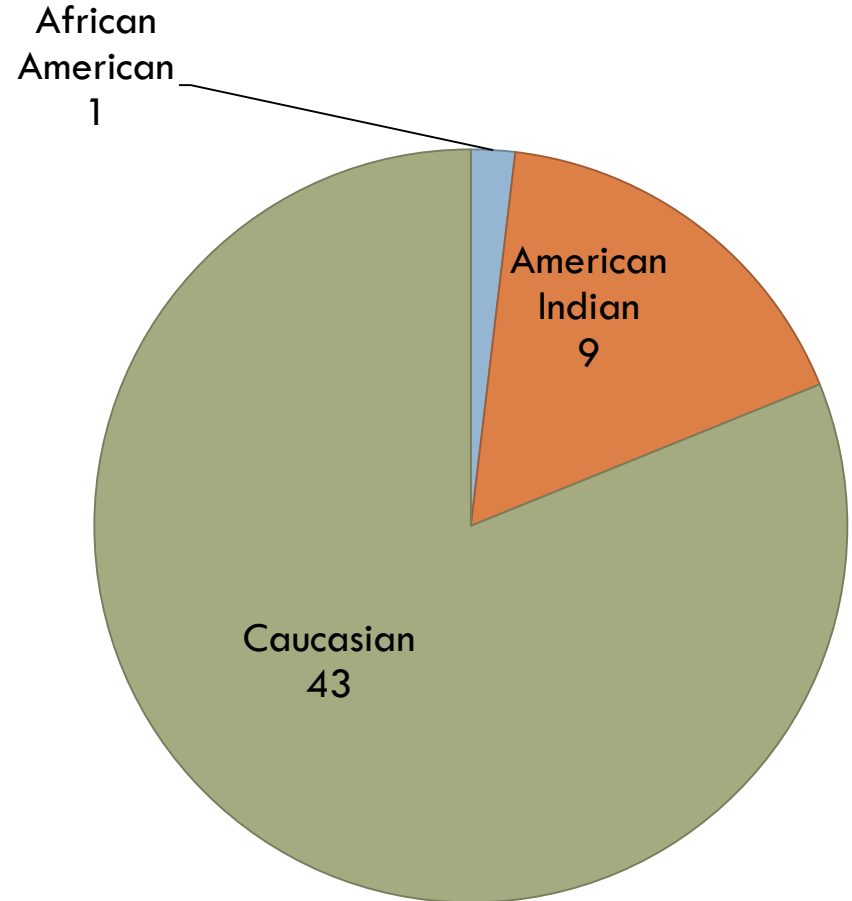
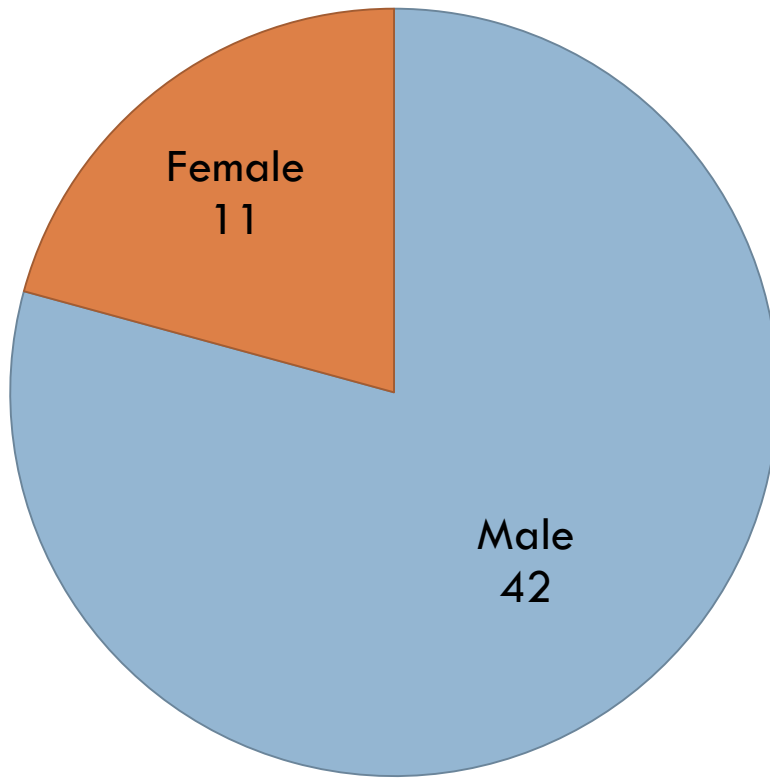
REFERRING ENTITY

40



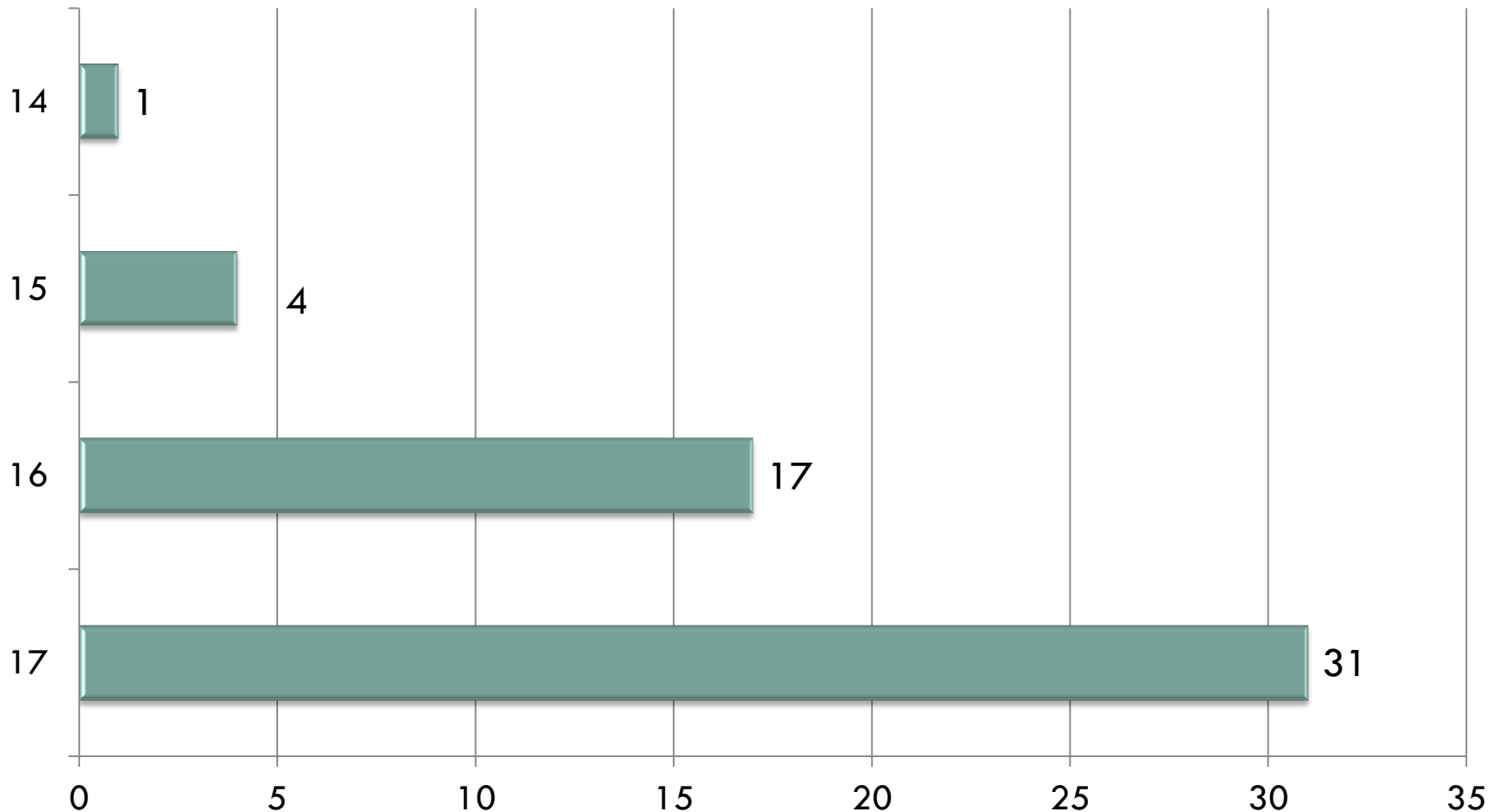
DEMOGRAPHICS

41



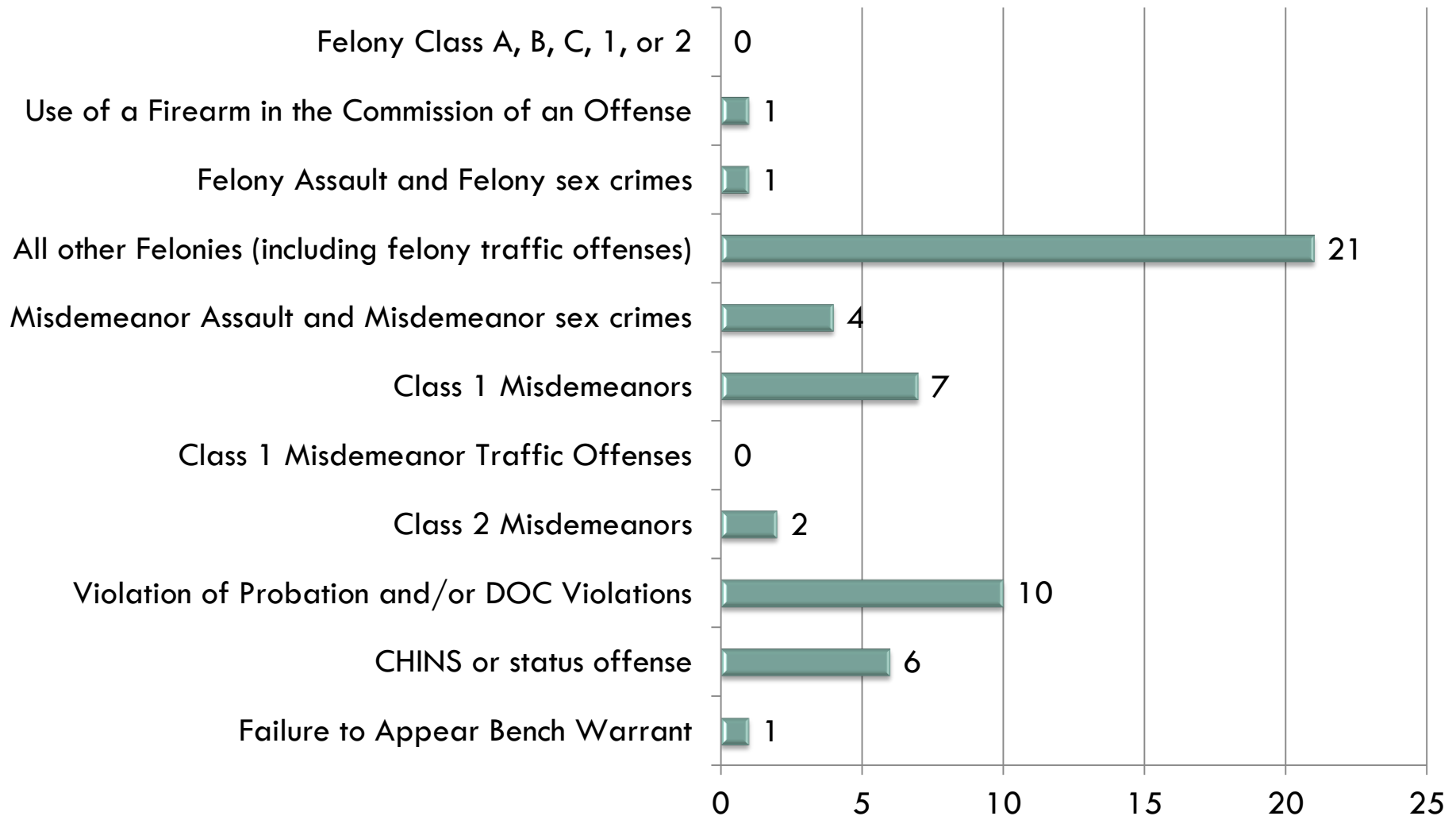
AGE OF YOUTH AT TIME OF RAI

42



MOST SERIOUS OFFENSES – BY OFFENSE CATEGORY

43



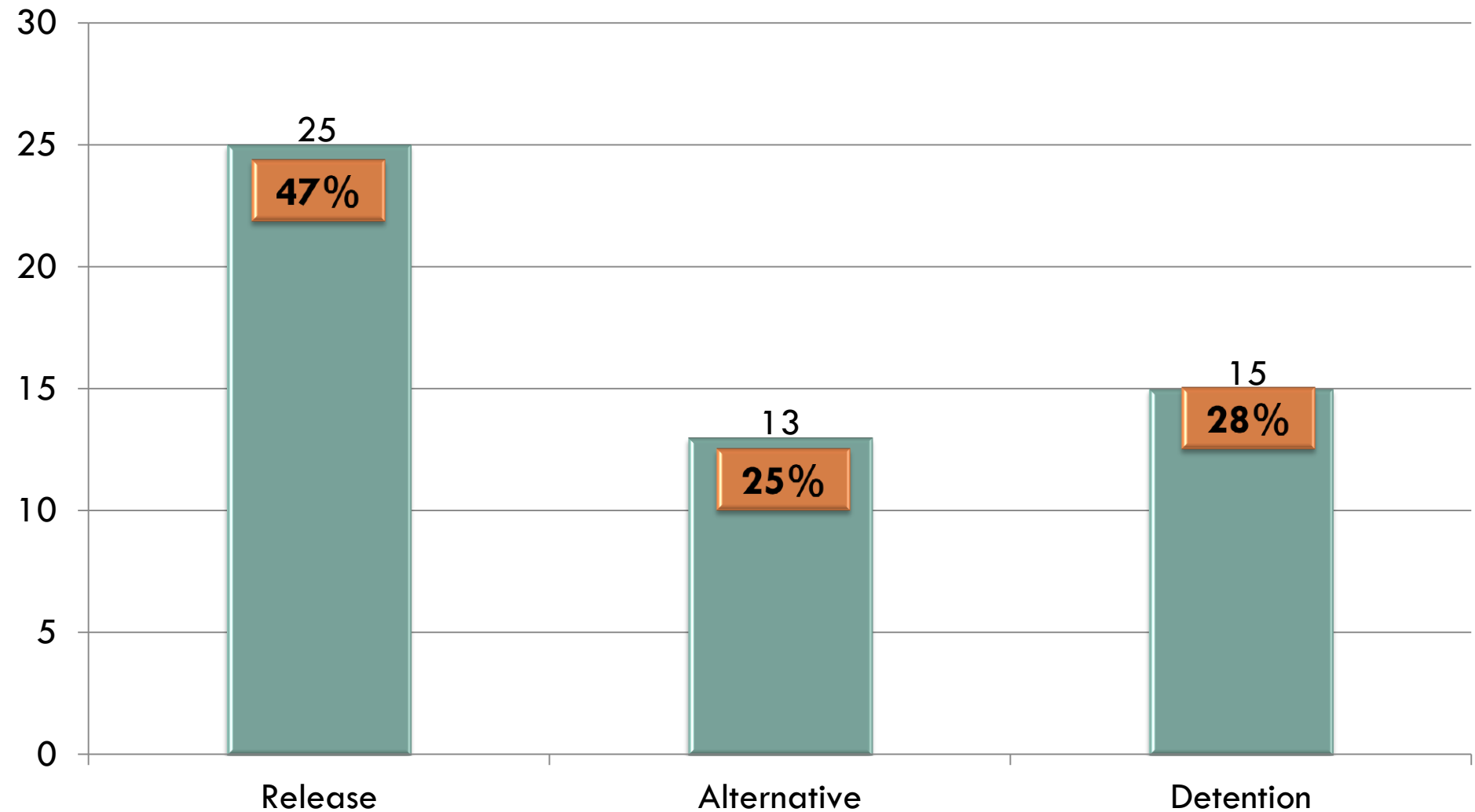
MOST SERIOUS OFFENSES – BY ACTUAL OFFENSE (TOP 10 CHARGES)

44

OFFENSE	TOTAL NUMBER	PERCENT OF TOTAL
Probation Violation	10	18.9%
Grand Theft	4	7.5%
Possession of a Controlled Substance	4	7.5%
Runaway	4	7.5%
Ingesting	3	5.7%
Possession with intent to Distribute Marijuana (1 oz. <1/2 lb.)	3	5.7%
Terroristic Threat	3	5.7%
Aggravated Eluding	2	3.8%
Simple Assault/Domestic Violence	2	3.8%
Simple Assault	2	3.8%

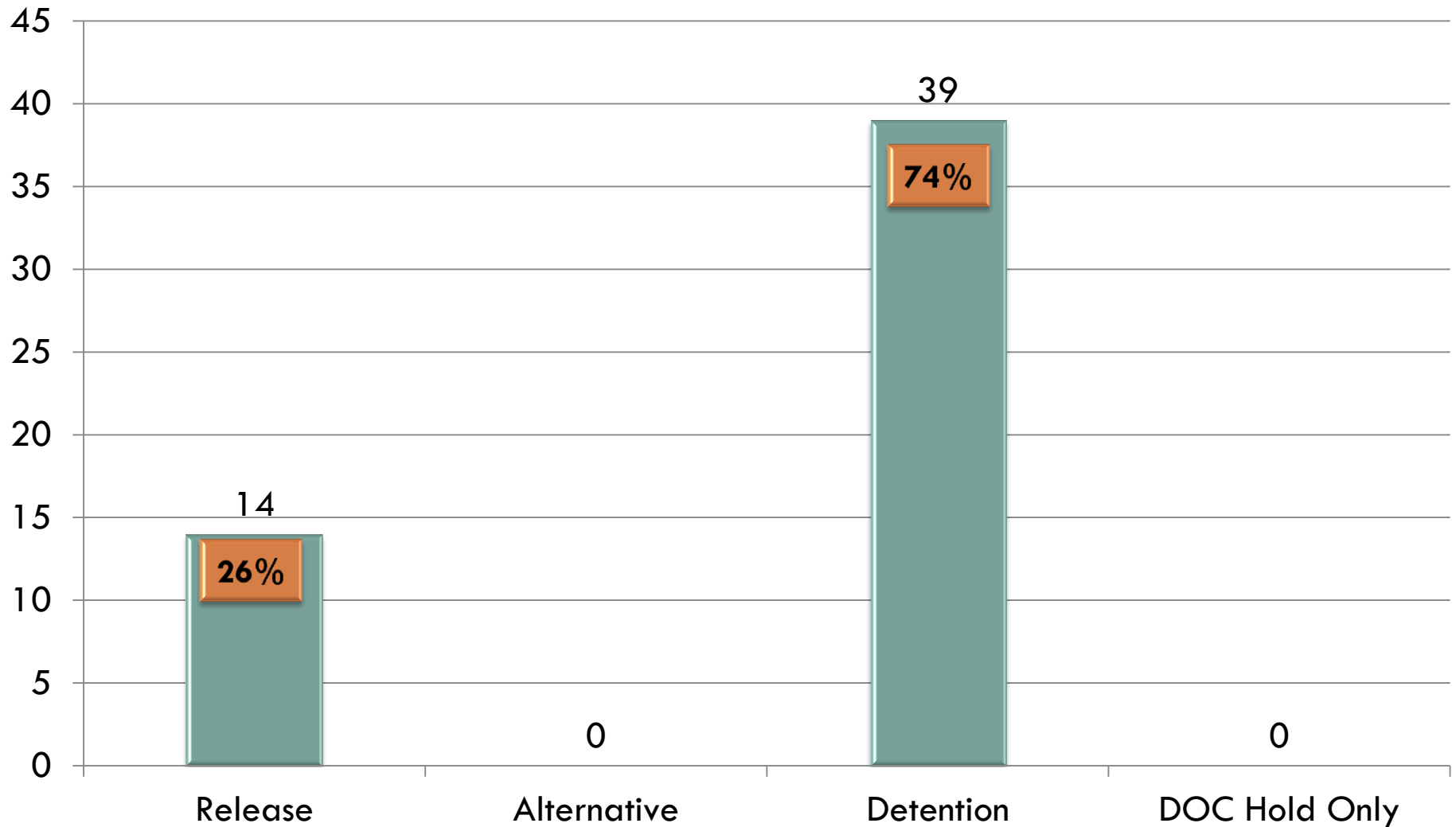
INDICATED RAI DECISION

45



ACTUAL RAI DECISION

46



OVERRIDES

47

RAI OUTCOME	TOTAL NUMBER	PERCENTAGE
No Override Used (<i>Indicated matched Actual decision</i>)	27	50.9%
Overrode Down	2	3.8%
Overrode Up (<i>reasons listed below</i>)	24	45.3%

OVERRIDE UP REASONS	TOTAL NUMBER
No Alternative to Detention (ATD) Available	7
Run Risk	5
Parent/Guardian/Custodian not available or suitable to receive the child	3
Judicial Order	3
Overrode due to Charges	2
Failure to Comply with Court Services	2
Victim in home and there is an immediate safety concern	1
Incorrect Scoring	1
TOTAL	24

RELEASE DECISION/OUTCOME

48

RAI OUTCOME	TOTAL NUMBER	PERCENT OF TOTAL
Codington County Detention Center	39	73.6%
Released to Parent/Guardian/Custodian	14	26.4%

Hughes County Intake Center RAIs

July 15, 2015 through June 30, 2016

119 RAIs Completed

ASSIGNED COUNTIES

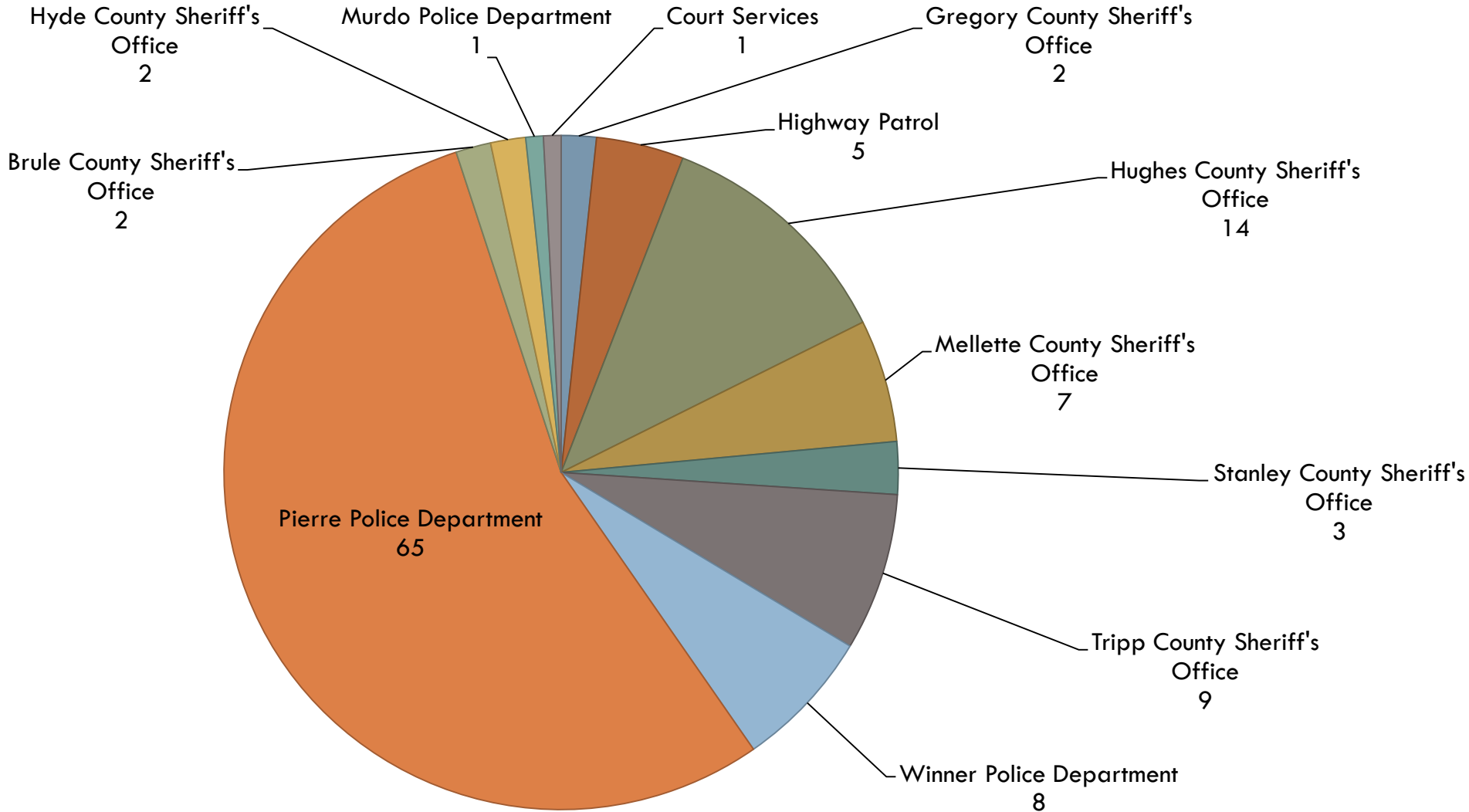
50

- ☐ Brule*
- ☐ Buffalo*
- ☐ Gregory
- ☐ Hughes
- ☐ Hyde
- ☐ Jackson
- ☐ Jones
- ☐ Lyman
- ☐ Mellette
- ☐ Potter
- ☐ Stanley
- ☐ Sully
- ☐ Todd
- ☐ Tripp

*As of **December 14, 2015**, Buffalo and Brule Counties were assigned to the Hughes County Intake Center (previously assigned to Minnehaha County)*

REFERRING ENTITY

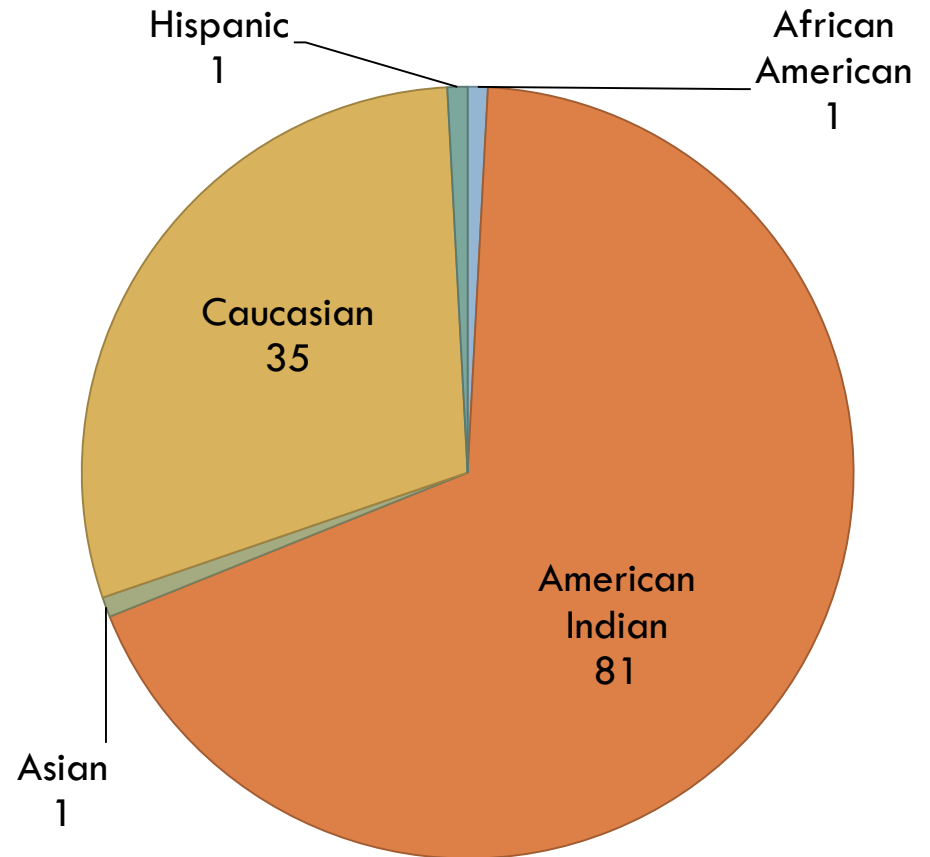
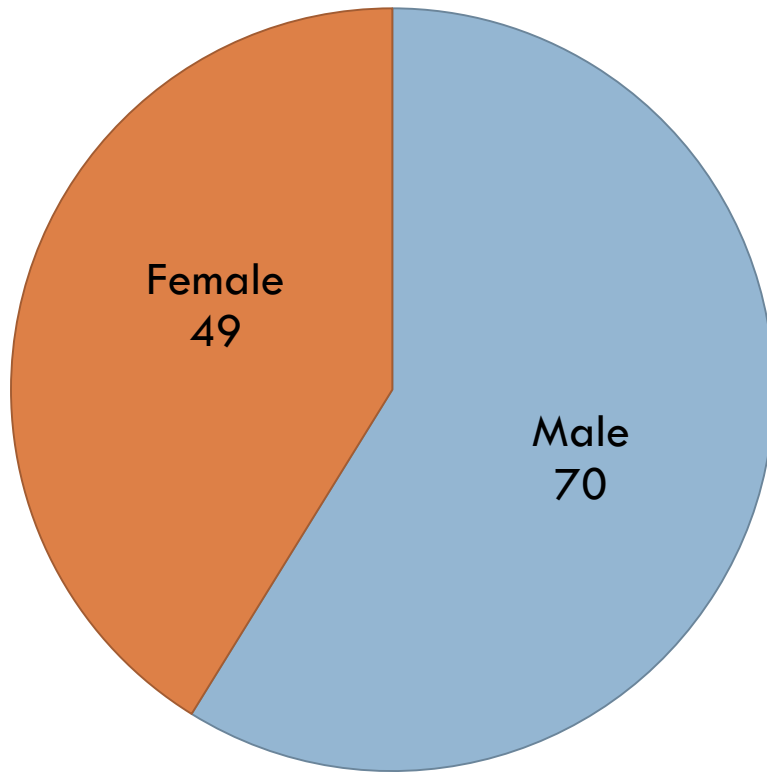
51



Hughes County One Year RAI data: 7/15/15 to 6/30/16 – 119 RAIs

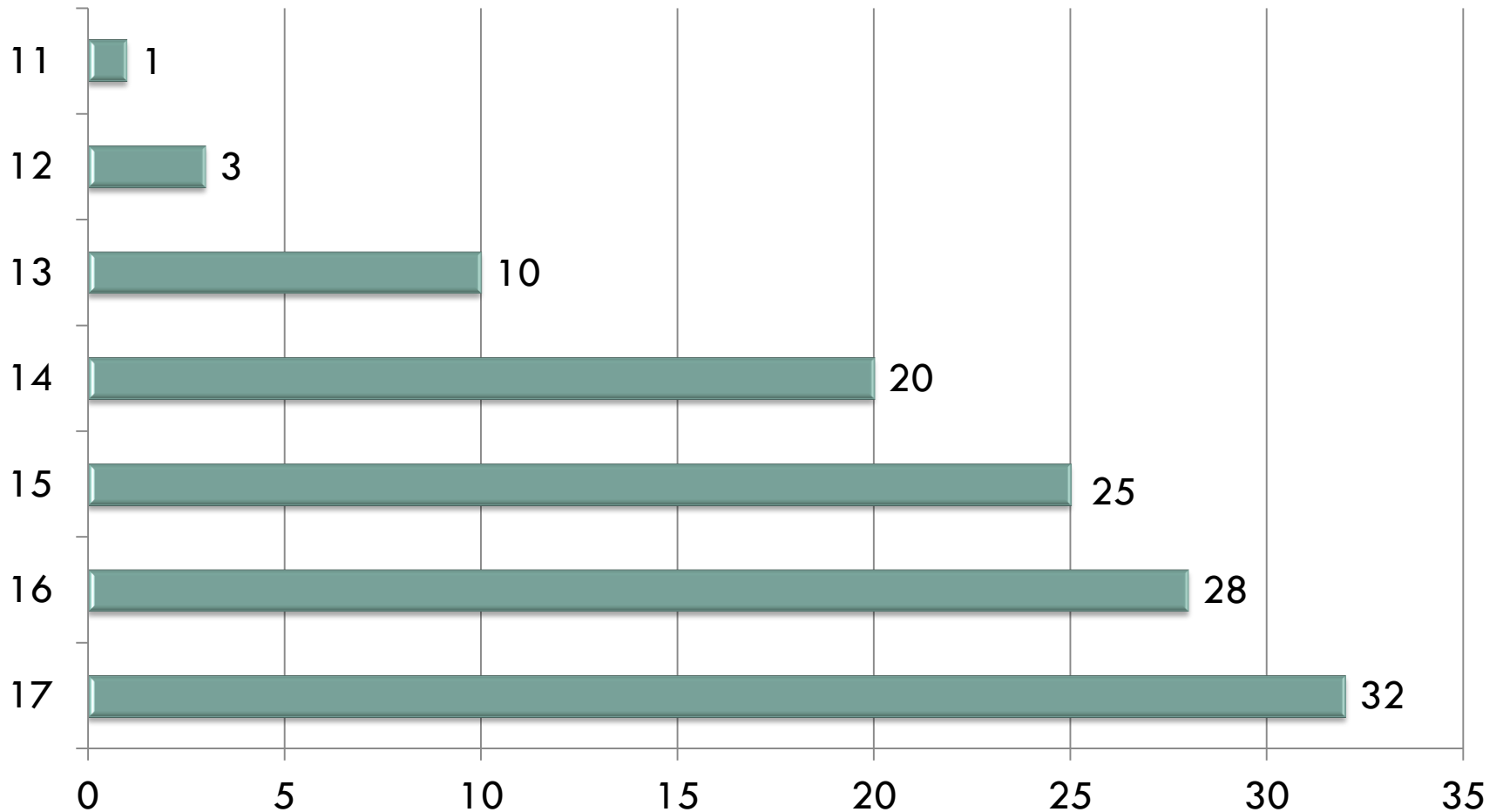
DEMOGRAPHICS

52



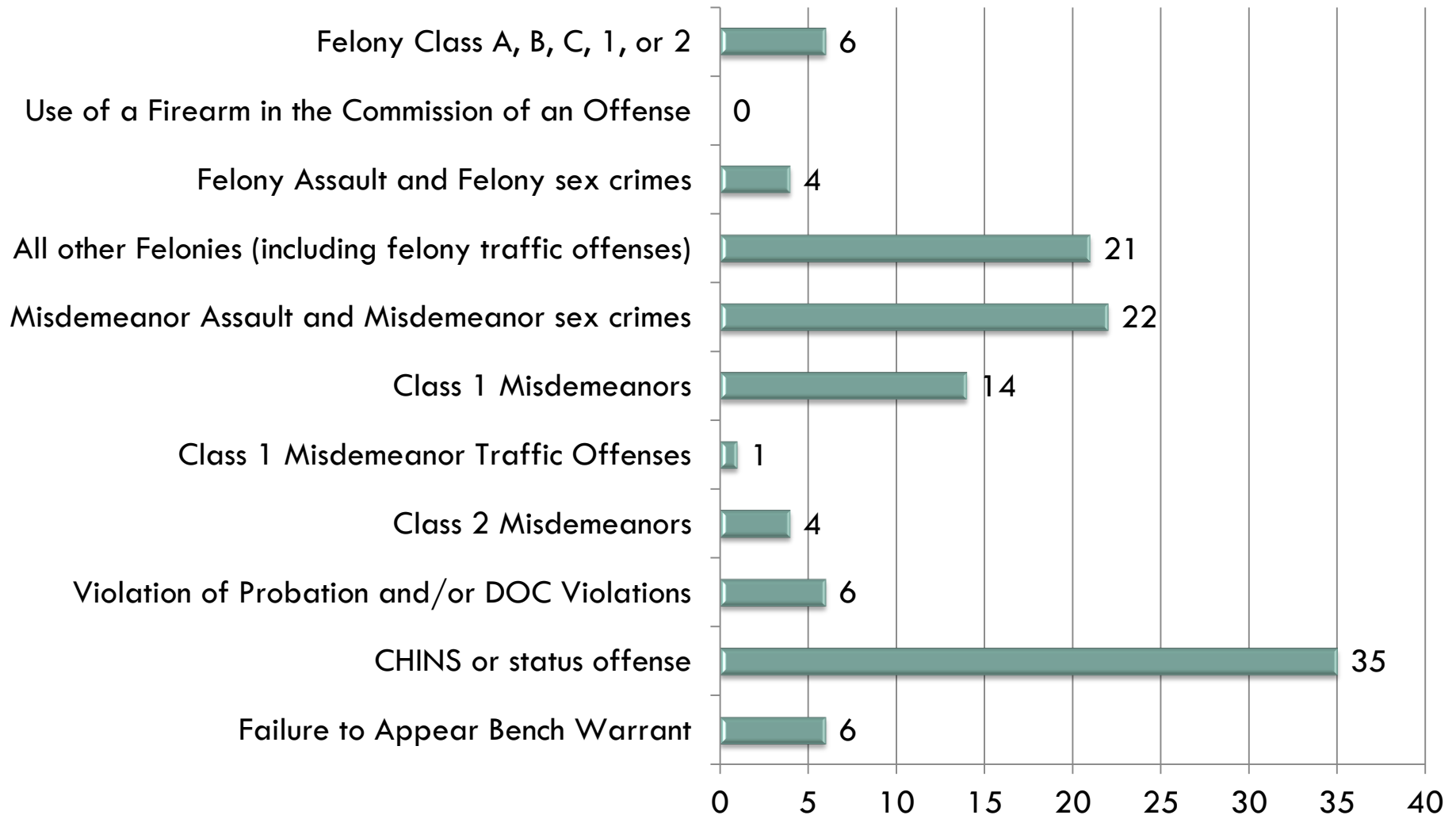
AGE OF YOUTH AT TIME OF RAI

53



MOST SERIOUS OFFENSES – BY OFFENSE CATEGORY

54



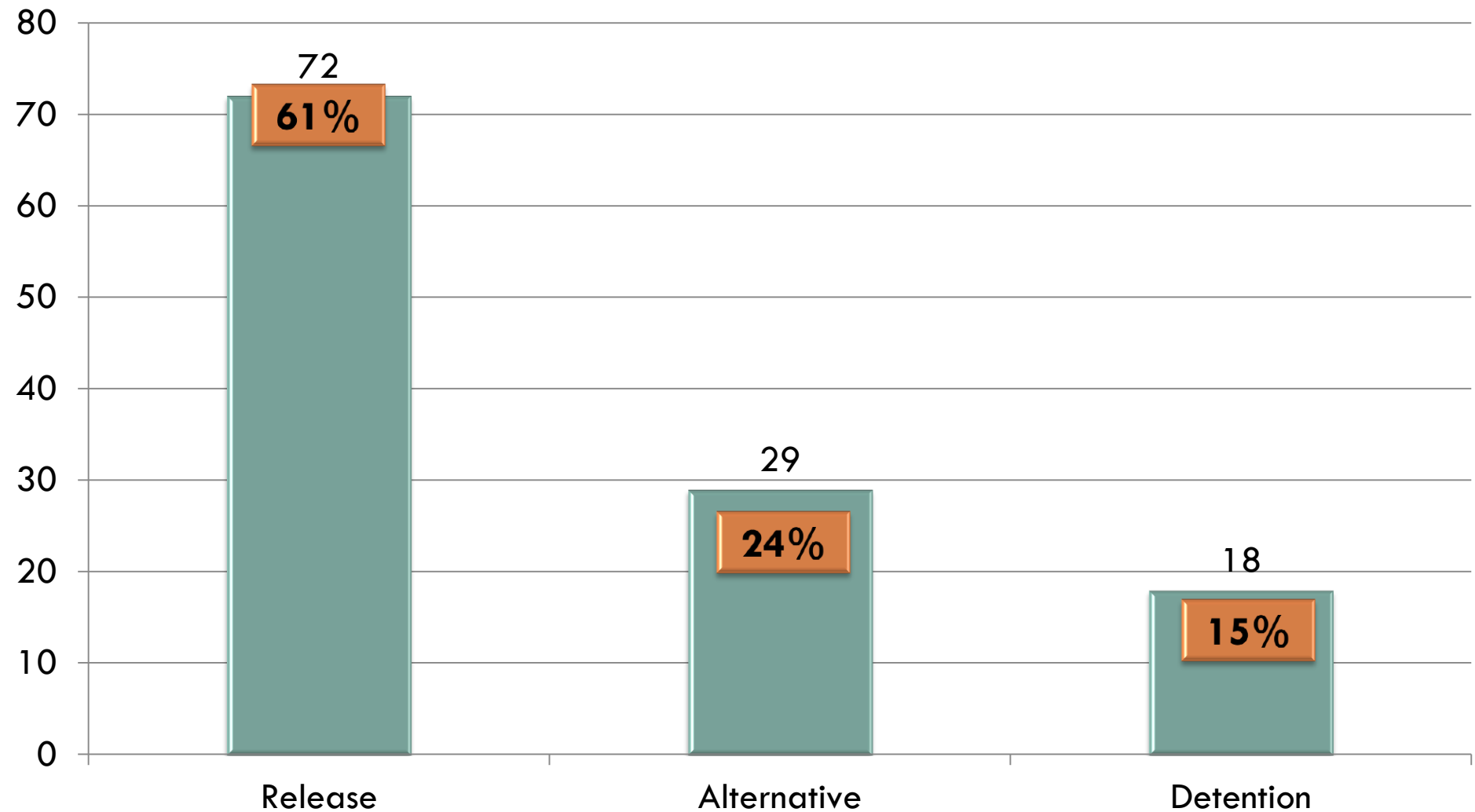
MOST SERIOUS OFFENSES – BY ACTUAL OFFENSE (TOP 10 CHARGES)

55

OFFENSE	TOTAL NUMBER	PERCENT OF TOTAL
Runaway	23	19%
Simple Assault Domestic Violence	15	13%
Ingesting	9	8%
Grand Theft	8	7%
Minor Consumption	8	7%
Possession of a Controlled Substance	6	5%
Probation Violation	6	5%
Simple Assault	5	4%
3 rd Degree Burglary	4	3%
Failure to Appear Warrant	3	3%

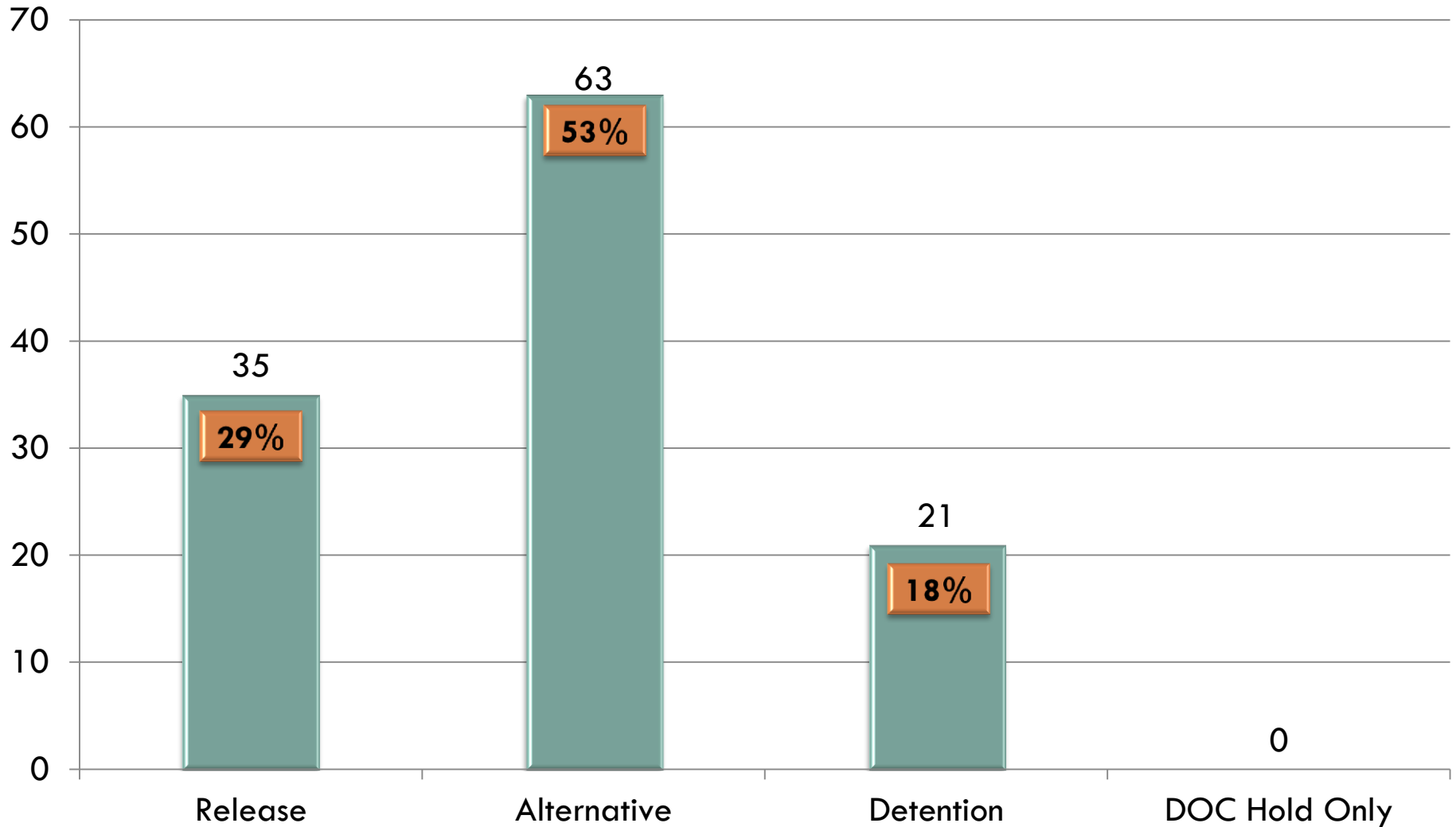
INDICATED RAI DECISION

56



ACTUAL RAI DECISION

57



OVERRIDES

58

RAI OUTCOME	TOTAL NUMBER	PERCENTAGE
No Override Used (<i>Indicated matched Actual decision</i>)	62	52%
Overrode Down	9	8%
Overrode Up (<i>reasons listed below</i>)	48	40%

OVERRIDE UP REASONS	TOTAL NUMBER
Run Risk	17
Parent, Guardian, or Custodian is not available or is not suitable	8
Victim in the home and there is an immediate safety concern	7
Failure to Appear Juvenile Warrant	3
Incorrect Scoring	3
Judicial Order	3
Separate from Co-Defendant	2
Arrest Warrant	2
Failure to Appear Magistrate Warrant	1
Other – Override due to charges	1
No Alternatives to Detention (ATD) Available	1
TOTAL	48

RELEASE DECISION/OUTCOME

59

RAI OUTCOME	TOTAL NUMBER	PERCENT OF TOTAL
Hughes County Non-Secure Detention	63	53%
Released to Parent/Guardian/Custodian	35	29%
Hughes County Secure Detention	20	17%
Beadle County Secure Detention	1	1%

Minnehaha County Intake Center RAIs

July 15, 2015 through June 30, 2016

133 RAIs Completed

***** These RAIs do not include the 50 RAIs for youth within Lincoln County and 839 RAIs for youth within Minnehaha County***

ASSIGNED COUNTIES

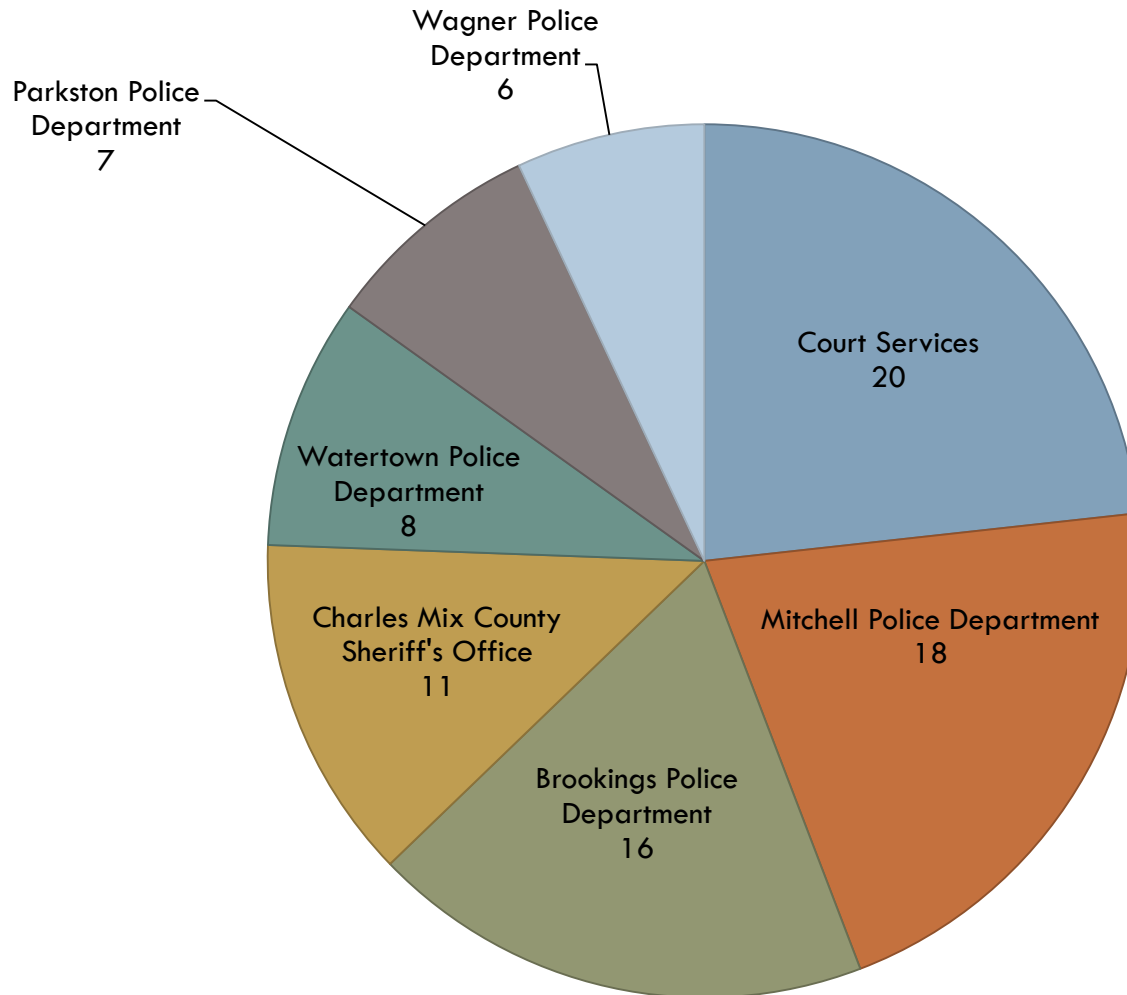
61

- ☐ Aurora
- ☐ Bon Homme
- ☐ Brookings
 - ☐ Brule*
- ☐ Buffalo*
- ☐ Charles Mix
 - ☐ Clay
- ☐ Davison
- ☐ Douglas
- ☐ Hanson
- ☐ Hutchinson
 - ☐ Lake
 - ☐ Lincoln
- ☐ Minnehaha
- ☐ McCook
- ☐ Miner
- ☐ Moody
- ☐ Turner
- ☐ Union
- ☐ Yankton

As of **December 14, 2015, Brule and Buffalo Counties were assigned to the Hughes County Intake Center (previously assigned to Minnehaha County)*

REFERRING ENTITY

62



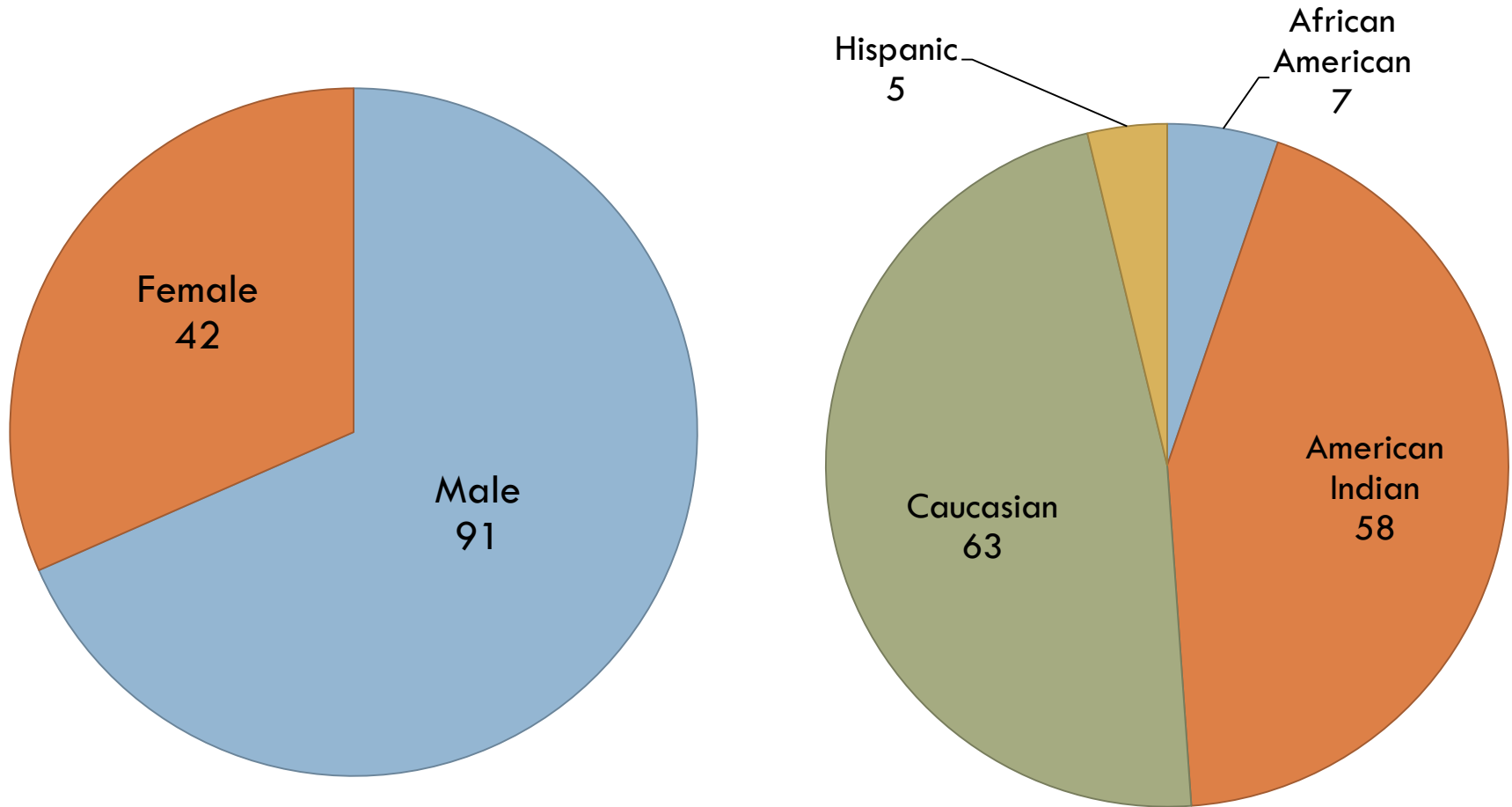
“Other” Includes:

(made 5 or less referrals)

Aurora County Sheriff's Office
Bon Homme County Sheriff's Office
Brookings – SDSU Campus Police
Brookings County Sheriff's Office
Brule County Sheriff's Office
Chamberlain Police Department
Court/Judge
Davison County State's Attorney
Elk Point Police Department
Flandreau Police Department
Highway Patrol
Lake County Sheriff's Office
Madison Police Department
McCook County Sheriff's Office
Moody County Sheriff's Office
Scotland Police Department
Sioux Falls Police Department
Union County Sheriff's Office
Vermillion Police Department
Yankton County Sheriff's Office
Yankton Police Department

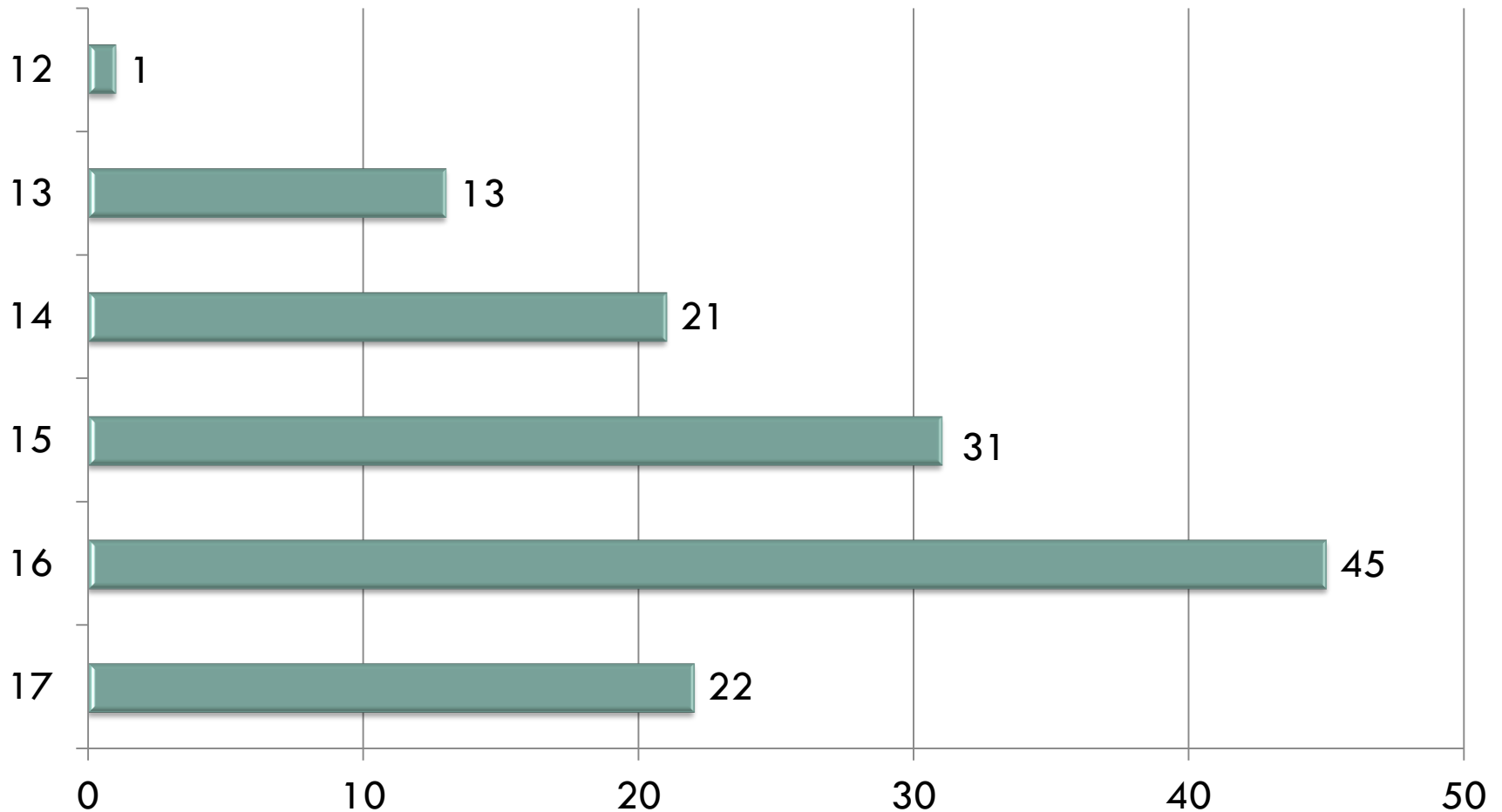
DEMOGRAPHICS

63



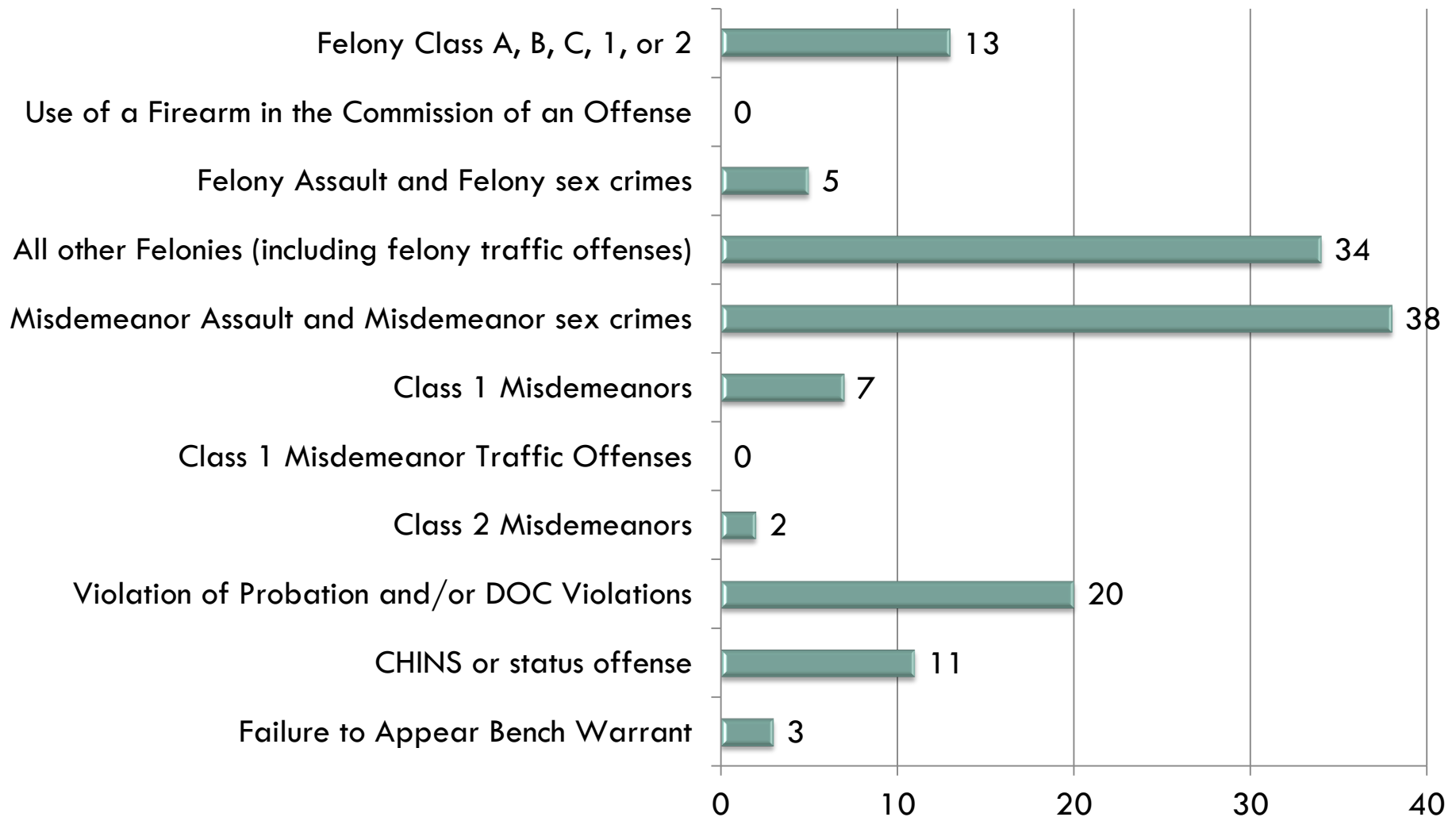
AGE OF YOUTH AT TIME OF RAI

64



MOST SERIOUS OFFENSES – BY OFFENSE CATEGORY

65



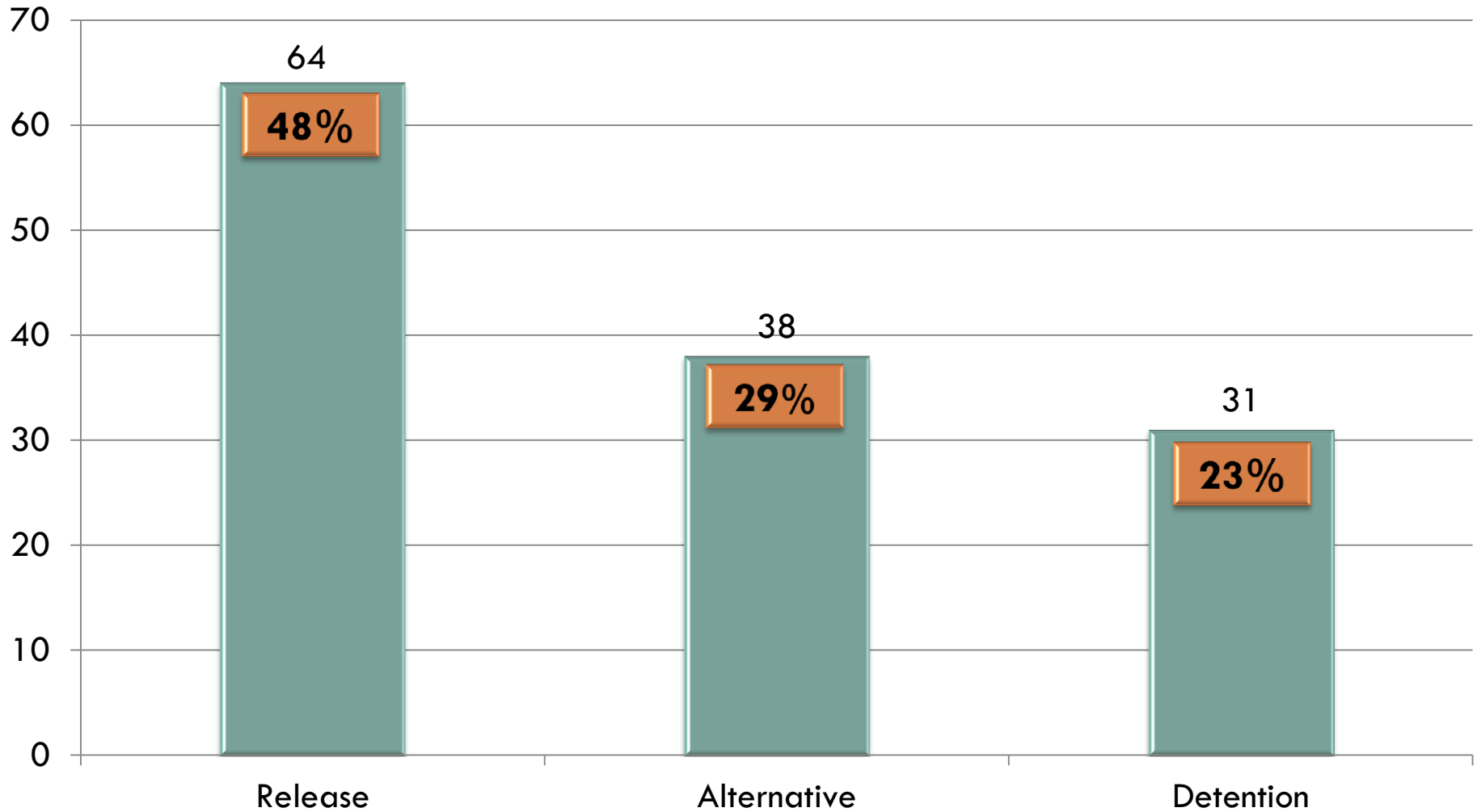
MOST SERIOUS OFFENSES – BY ACTUAL OFFENSE (TOP 10 CHARGES)

66

OFFENSE	TOTAL NUMBER	PERCENT OF TOTAL
Probation Violation	20	15%
Simple Assault	15	11%
Simple Assault Domestic Violence	15	11%
Grand Theft	10	8%
Runaway	8	6%
1 st Degree Burglary	8	6%
2 nd Degree Burglary	5	4%
3 rd Degree Burglary	4	3%
Resisting Arrest	4	3%
Minor in Consuming	3	2%

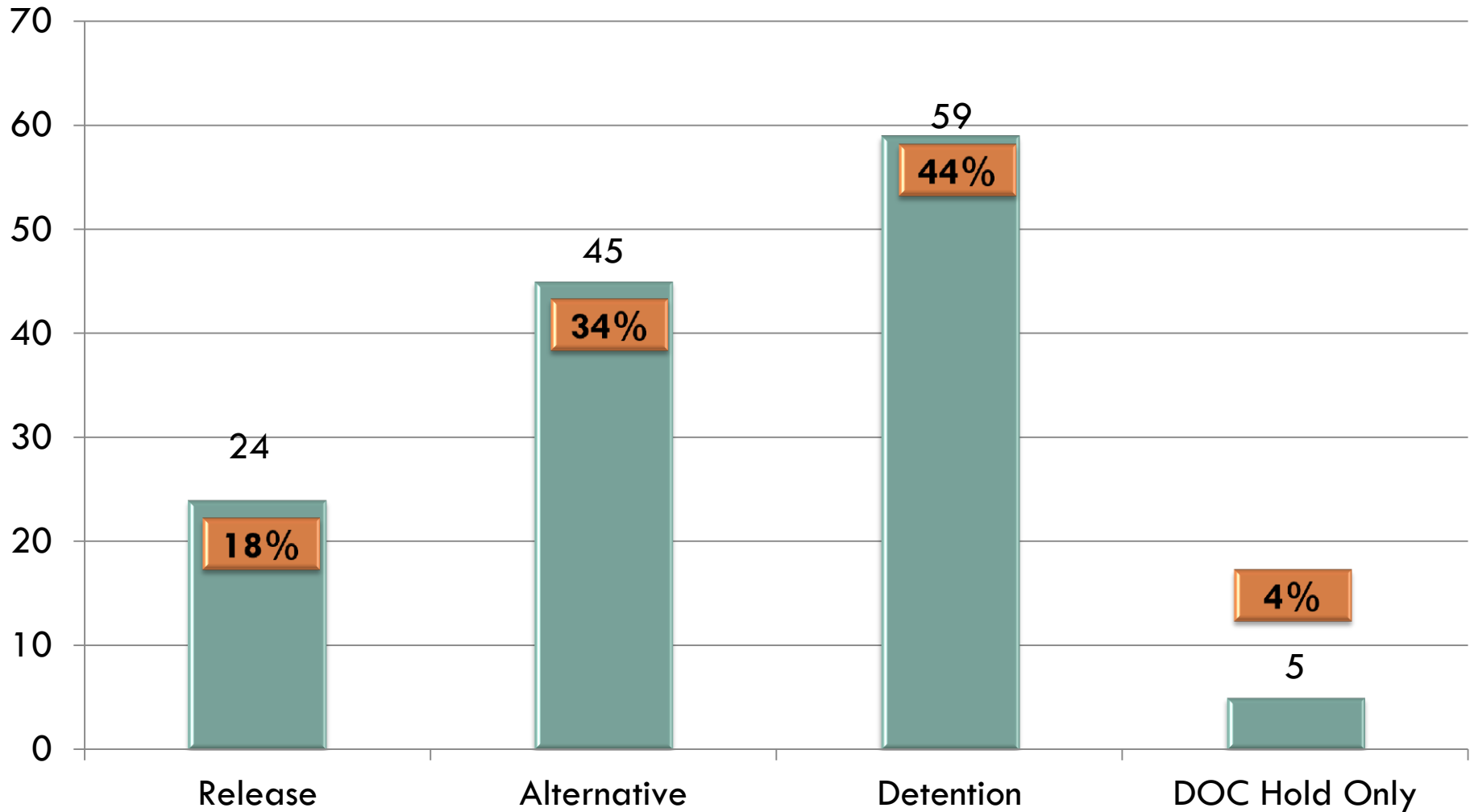
INDICATED RAI DECISION

67



ACTUAL RAI DECISION

68



OVERRIDES

69

RAI OUTCOME	TOTAL NUMBER	PERCENTAGE
No Override Used (<i>Indicated matched Actual decision</i>)	59	44%
Overrode Down	10	8%
Overrode Up (<i>reasons listed below</i>)	59	44%
DOC Hold Only	5	4%

OVERRIDE UP REASONS	TOTAL NUMBER
Parent, Guardian, Custodian not available or not suitable	2
Run Risk	10
Minor has failed a detention alternative program	1
Minor held pending referral to mental health/chemical dependency agency	1
Victim in the home and there is an immediate safety concern	10
Close proximity of victim and there is an immediate safety concern	2
Failure to Appear Juvenile Warrant	2
Other (<i>full list on next slide</i>)	31
TOTAL	59

OVERRIDES (CONTINUED)

70

“OTHER” OVERRIDE UP REASONS	TOTAL NUMBER
Overrode due to charges	11
Run Risk	10
Victim in the Home/Immediate Safety Concern	10
No Alternatives to Detention (ATD) Available	5
Judicial Order	4
Intake Decision	3
Held to Ensure youth’s safety	3
Failure to Appear Juvenile Warrant	3
Close Proximity of Victim/Immediate Safety Concern	2
Parent, Guardian, or Custodian not available/suitable	2
Incorrect Scoring	2
Failure to Comply with Court Services	2
Minor Held pending referral to Mental Health/Chemical Dependency	1
Minor has failed a detention alternative program	1
TOTAL	31

RELEASE DECISION/OUTCOME

71

RAI OUTCOME	TOTAL NUMBER	PERCENT OF TOTAL
Minnehaha County Detention Center	51	38.3%
Volunteers of America Shelter Care (Sioux Falls)	24	18.0%
Released to Parent/Guardian/Custodian	24	18.0%
Minnehaha County Non-Secure Detention Center	16	12.0%
Codington County Detention Center	7	5.2%
DOC Hold Only – Minnehaha County	5	3.8%
Hughes County Non-Secure Detention Center	3	2.3%
Lutheran Social Services Arise Youth Center Shelter Care East (Sioux Falls)	2	1.5%
Hughes County Detention Center	1	0.8%

Pennington County Intake Center RAIs

July 15, 2015 through June 30, 2016

62 RAIs Completed

***** These RAIs do not include the 674 RAIs for youth within Pennington County***

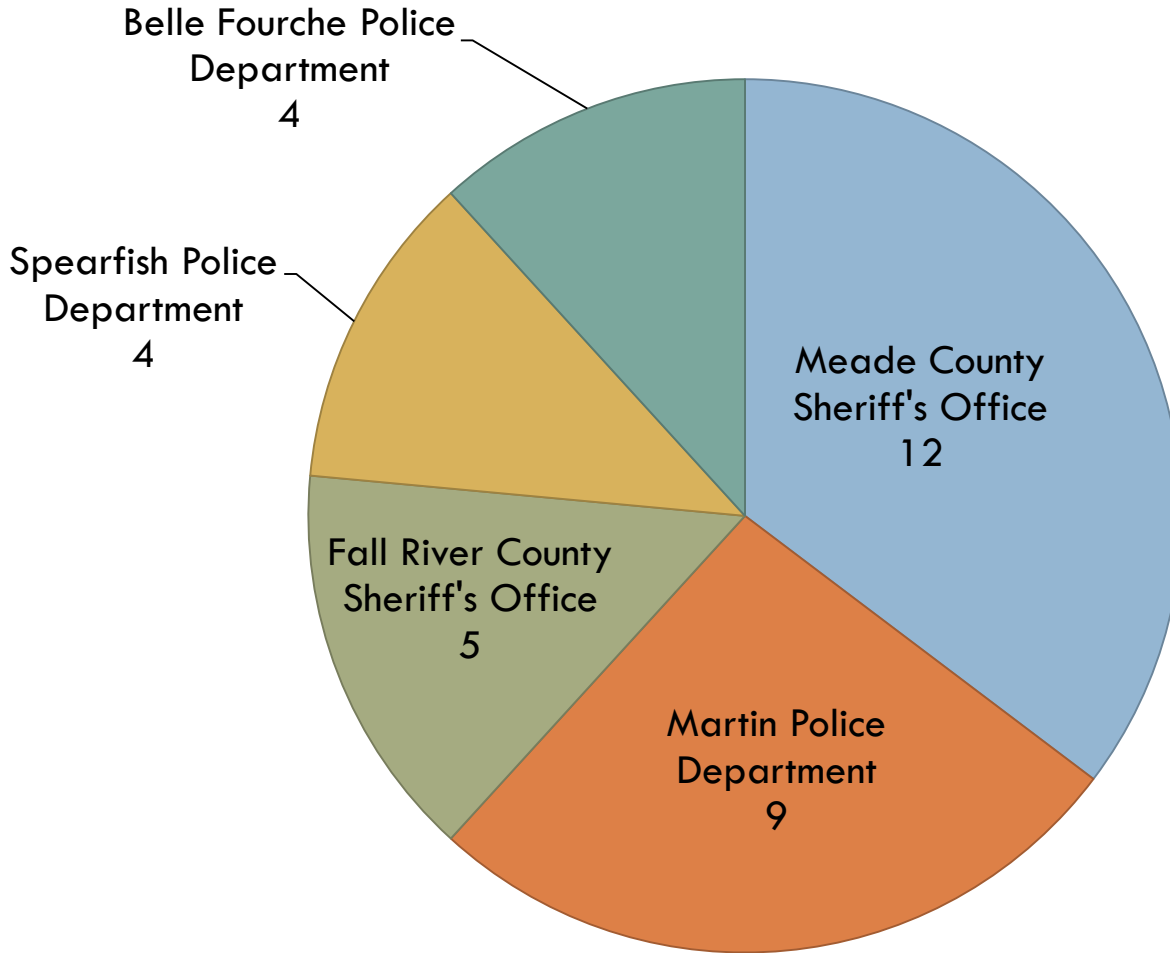
ASSIGNED COUNTIES

73

- ☐ Bennett
- ☐ Butte
- ☐ Corson
- ☐ Custer
- ☐ Dewey
- ☐ Fall River
- ☐ Haakon
- ☐ Harding
- ☐ Lawrence
- ☐ Meade
- ☐ Oglala Lakota
- ☐ Pennington
- ☐ Perkins
- ☐ Ziebach

REFERRING ENTITY

74

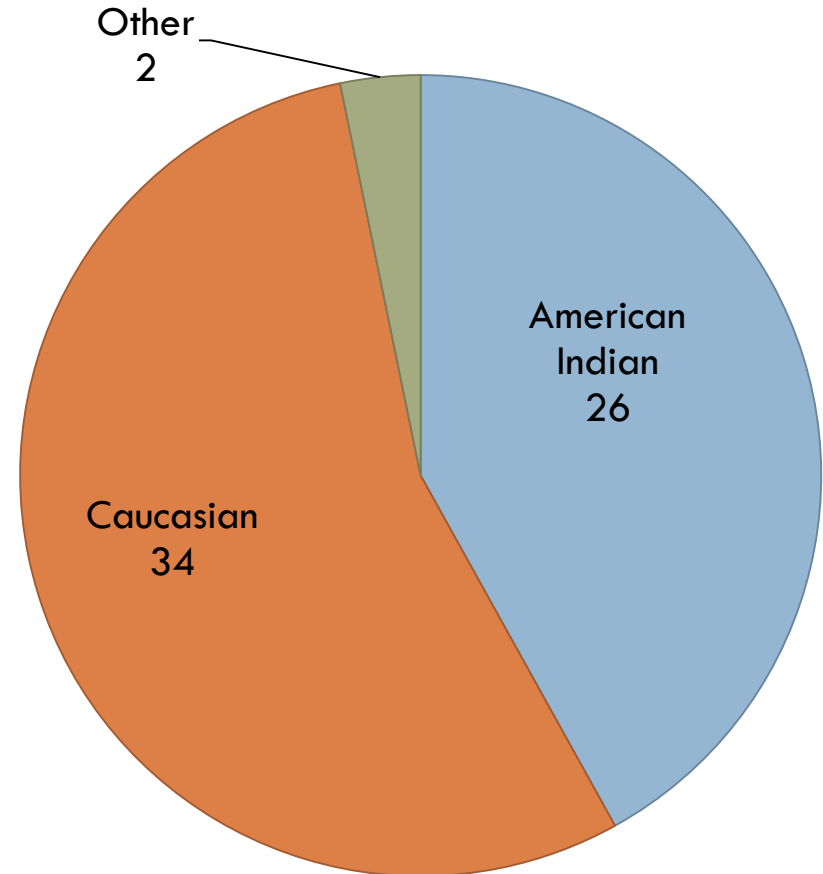
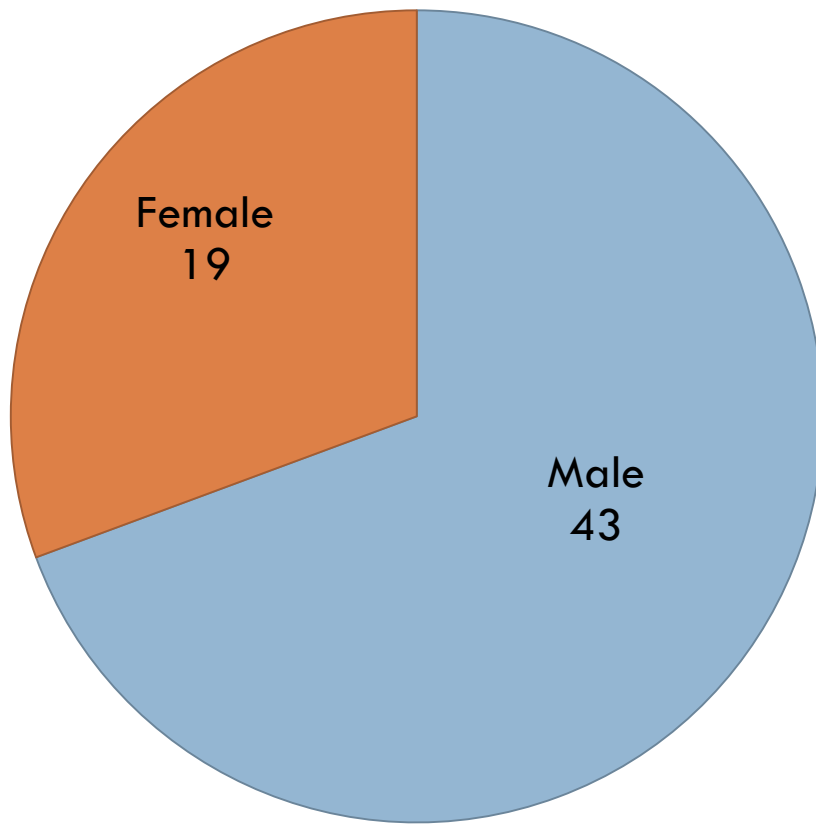


“Other” Includes: ***(made 3 or less referrals)***

Bennett County Sheriff's Office
Butte County Sheriff's Office
Custer County Sheriff's Office
Deadwood Police Department
Highway Patrol
Lawrence County Sheriff's Office
Pennington County Sheriff's Office
Rapid City Police Department
Sturgis Police Department
Summerset Police Department
Whitewood Police Department

DEMOGRAPHICS

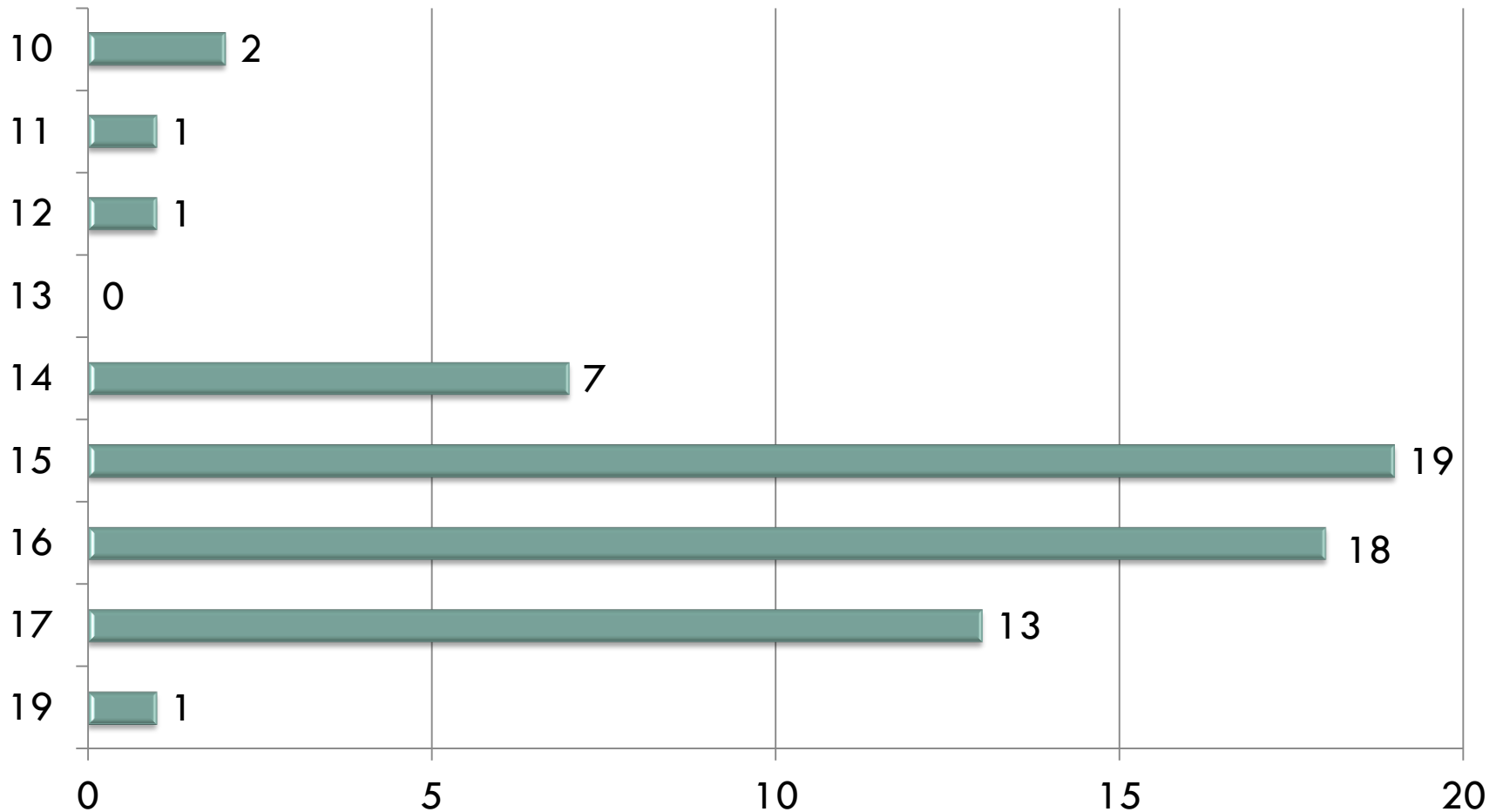
75



“Other” includes:
One Pacific Islander Youth
Asian/Caucasian/American Indian

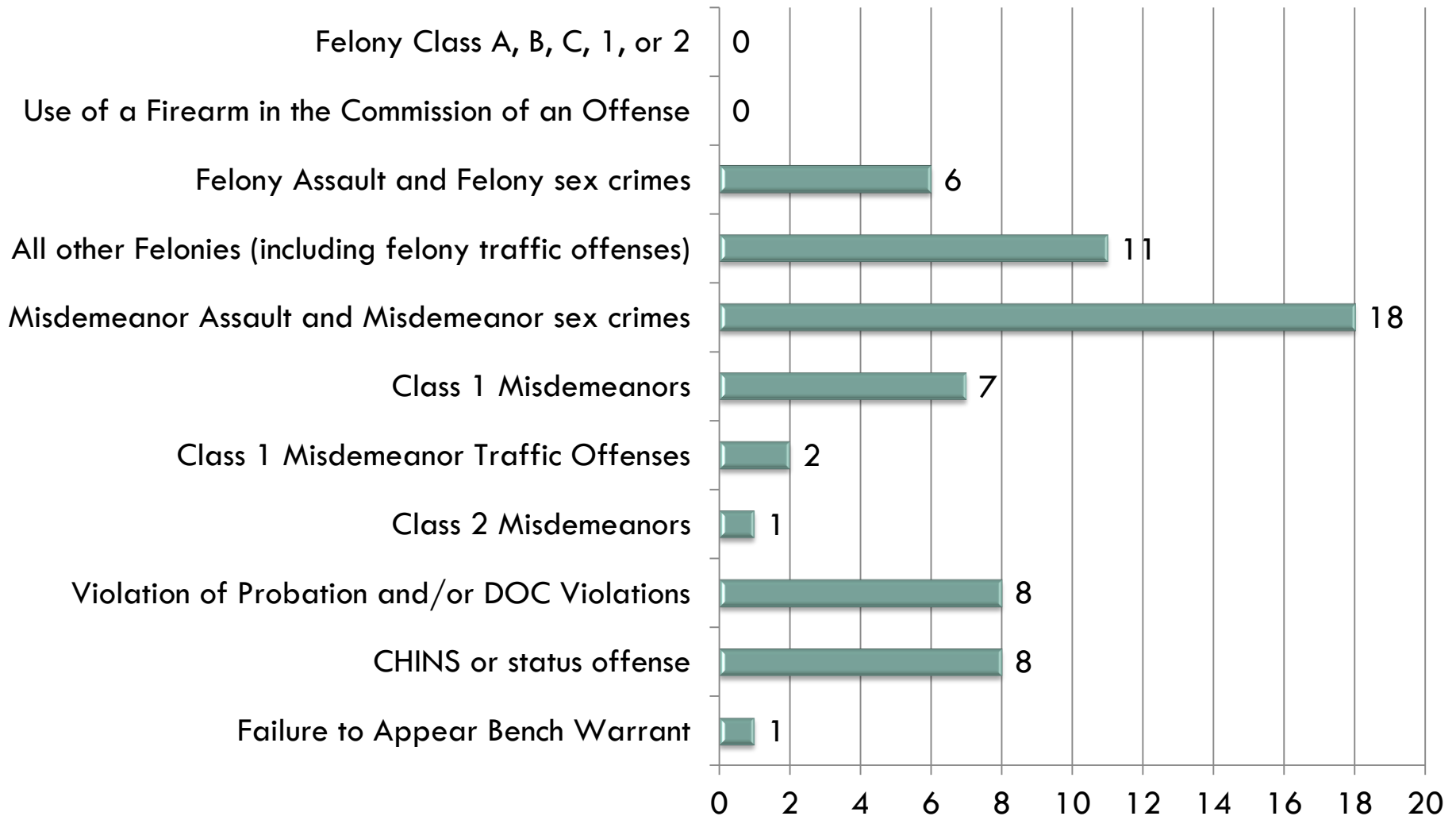
AGE OF YOUTH AT TIME OF RAI

76



MOST SERIOUS OFFENSES – BY OFFENSE CATEGORY

77



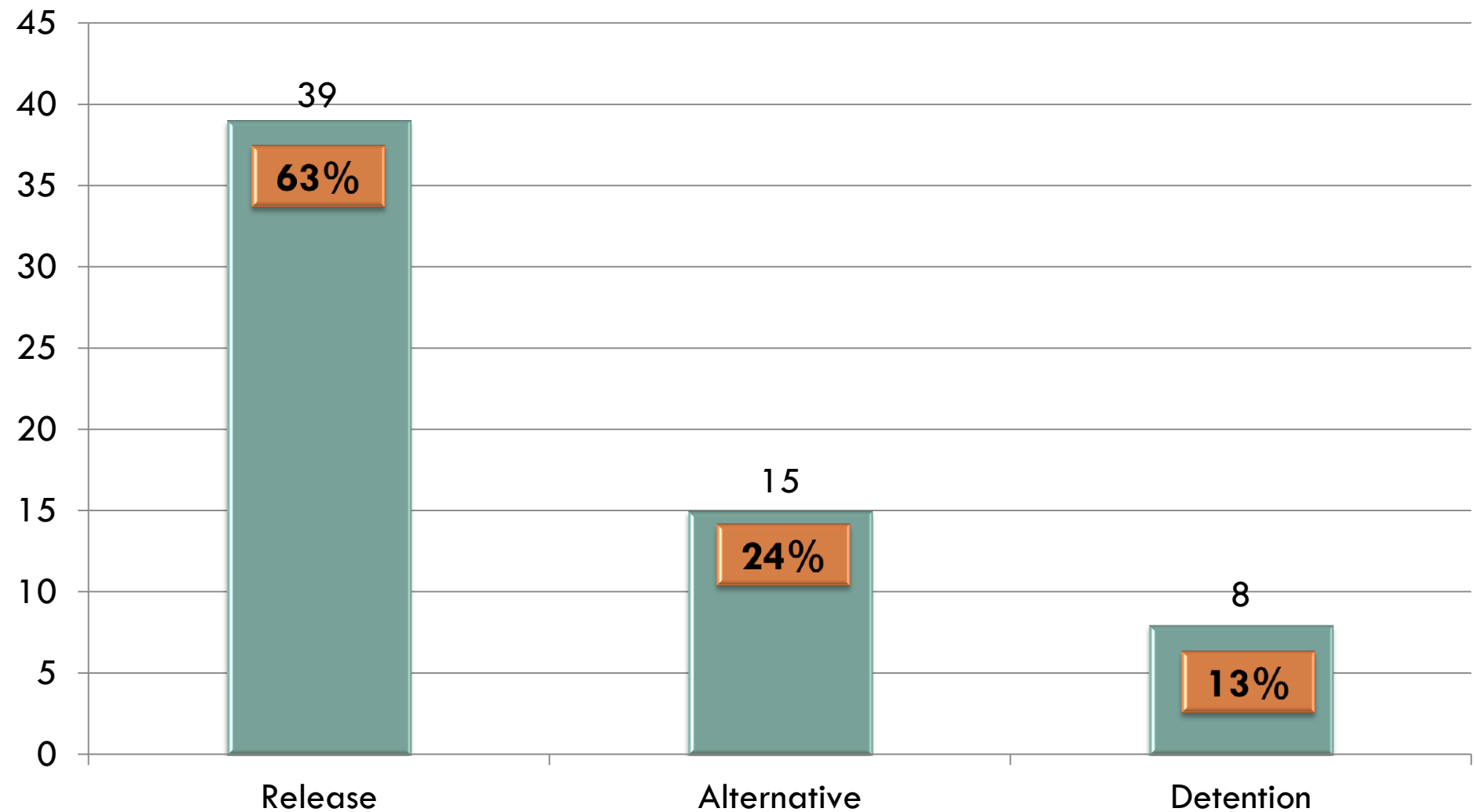
MOST SERIOUS OFFENSES – BY ACTUAL OFFENSE (TOP 8 CHARGES)

78

OFFENSE	TOTAL NUMBER	PERCENT OF TOTAL
Simple Assault Domestic Violence	16	25.8%
Probation Violation	8	12.9%
Ingesting	4	6.5%
Minor Consumption	4	6.5%
Runaway	4	6.5%
3 rd Degree Burglary	3	4.8%
Aggravated Assault	3	4.8%
Simple Assault on Law Enforcement	3	4.8%

INDICATED RAI DECISION

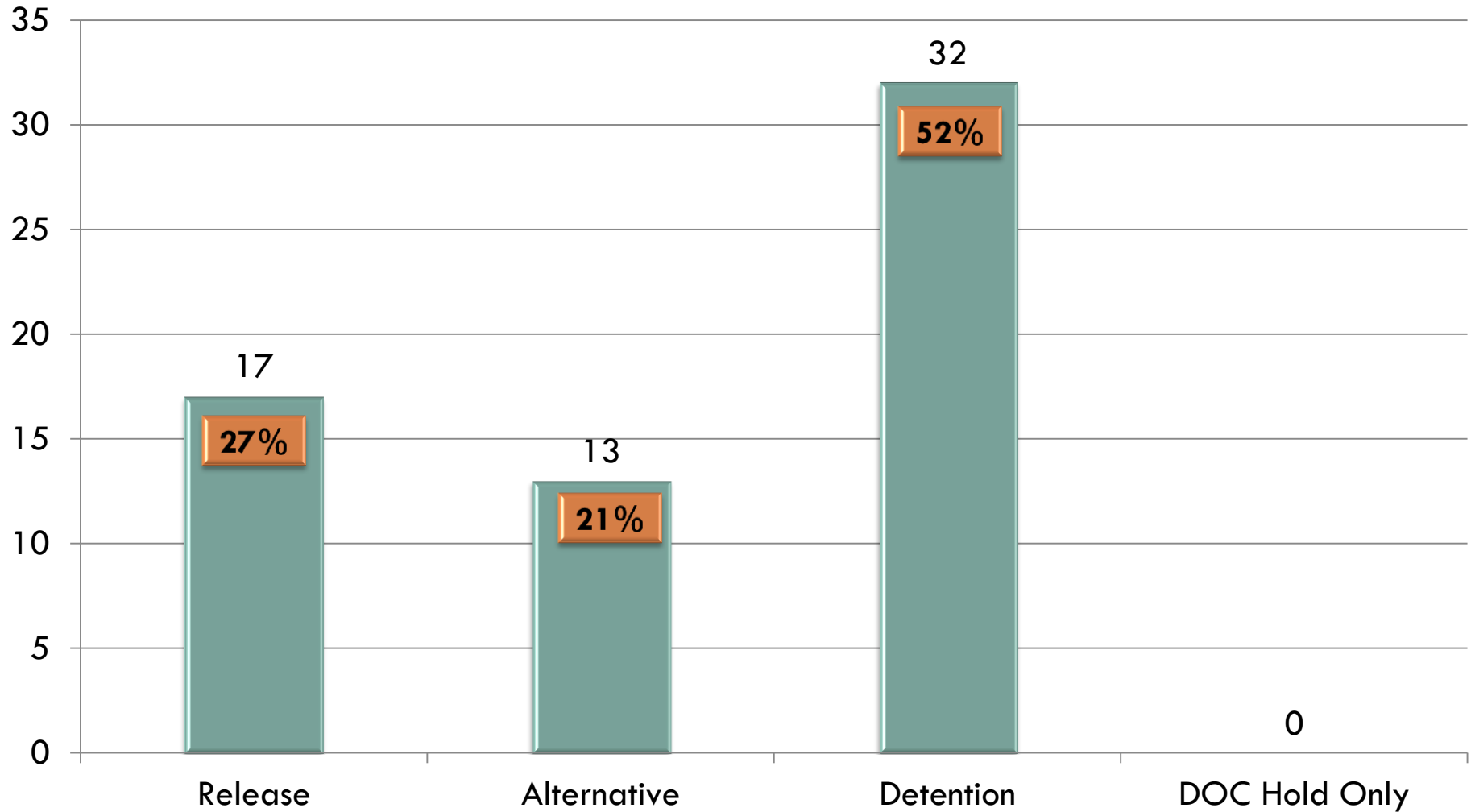
79



Pennington County One Year RAI data: 7/15/15 to 6/30/16 – 62 RAIs (Does not include data specific to Pennington County)

ACTUAL RAI DECISION

80



OVERRIDES

81

RAI OUTCOME	TOTAL NUMBER	PERCENTAGE
No Override Used (<i>Indicated matched Actual decision</i>)	27	44%
Override Down	2	3%
Override Up (<i>reasons listed below</i>)	33	53%

OVERRIDE UP REASONS	TOTAL NUMBER
Run Risk	1
Minor held for another jurisdiction (outside of SD)	3
Victim in the home and there is an immediate safety concern	16
Arrest Warrant	2
Unable to Pay Warrant	2
Other – No Alternative to Detention Placement Available	1
Override due to charges	2
Judicial Order	6
TOTAL	33

RELEASE DECISION/OUTCOME

82

RAI OUTCOME	TOTAL NUMBER	PERCENT OF TOTAL
Lutheran Social Services Arise Youth Center Shelter Care (Rapid City)	13	21%
Released to Parent/Guardian/Custodian	17	27%
Western South Dakota Juvenile Services Center (Rapid City)	32	52%